

ABOUT THE FUND

Storm Bond Fund (UCITS) is a Nordic High Yield fund. The fund seeks to hold a diversified portfolio of the best risk-adjusted high yield bonds in the Nordics. The investment process is based on a top-down market screening of the universe and a detailed bottom up analysis of the individual companies. The management team has extensive experience in Nordic High Yield and is among the largest investors in the fund.

NET RETURN HISTORY (SHARECLASS RC NOK***, NET OF FEES)

	Jan	Feb	Mar	Apr	May	Jun	Jul	Aug	Sep	Oct	Nov	Dec	YTD
2018	1.1%	0.5%	-0.4%	0.4%	0.8%	0.6%							2.9%
2017	3.3%	3.0%	2.1%	1.3%	0.6%	-1.1%	0.8%	1.1%	1.1%	0.3%	-0.2%	0.3%	13.3%
2016	-1.9%	-3.2%	6.0%	4.1%	-0.5%	0.6%	1.8%	3.3%	-0.4%	1.2%	0.1%	5.8%	17.8%
2015	-2.7%	-1.3%	-0.2%	1.5%	2.1%	0.4%	0.4%	-3.7%	-2.8%	1.3%	-0.7%	-4.2%	-9.6%
2014	1.1%	1.0%	0.9%	0.7%	0.7%	0.8%	0.6%	0.1%	-1.3%	-5.5%	-0.3%	-11.5%	-12.7%
2013	1.1%	0.8%	1.0%	1.0%	1.5%	0.0%	1.1%	1.2%	1.1%	-0.1%	1.1%	0.8%	11.0%
2012	2.7%**	1.7%	1.1%***	1.0%	0.2%	1.0%	0.8%	1.2%	0.7%	-1.0%	1.5%	1.6%	13.0%**
2011	1.9%	2.3%	2.0%	1.4%	-1.7%	-2.4%	1.0%	-2.3%	-2.6%	1.4%	0.0%	0.6%	1.5%
2010	6.2%*	0.8%	2.0%	3.8%	-3.4%	1.3%	1.4%	2.2%	2.8%	1.5%	1.1%	-1.0%	19.9%
2009	8.9%	0.3%	-4.2%	2.1%	1.2%	7.9%	6.8%	3.0%	5.7%	2.6%	1.4%	4.1%	46.8%
2008									-2.6%	-3.2%	-10.4%	-13.5%	-26.9%
YTD													2.9%
1-year													6.5%
3-years (ann.)													7.5%
Since inception (ann.)													6.0%

*From January 2010, performance and NAV are reported based on the EC share class. EC share class 31.December 2009: 103.9. **From 1 Jan 2012, performance and NAV are reported on return in NOK. ***From March 2012, performance and NAV are reported based on the EC NOK share class, EC changed name to RC NOK as of January 2013. Past performance is no guarantee for future performance.

PORTFOLIO COMMENT - MORTEN E. ASTRUP (CHIEF INVESTMENT OFFICER)

Dear investor,

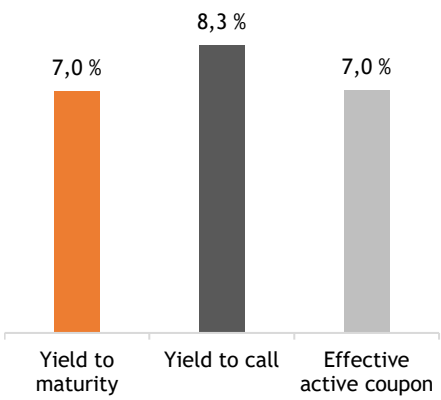
Storm Bond Fund was up 0.6% in June and is up 2.9% YTD.

International stock markets remained under pressure as the trade tensions between China and the U.S continued to weigh on the investor sentiment. Oil markets experienced higher volatility and came under pressure into the OPEC meeting as the market feared it to be a disruptive event. Oil prices rose on OPEC's decision to raise output due to concerns about output from Venezuela, Iran and Libya together with lower inventory levels. The Nordic high yield market continued to deliver positive returns yielding on average +0.4% positive performance vs. European high yield which lost another 0.5% on average this month.

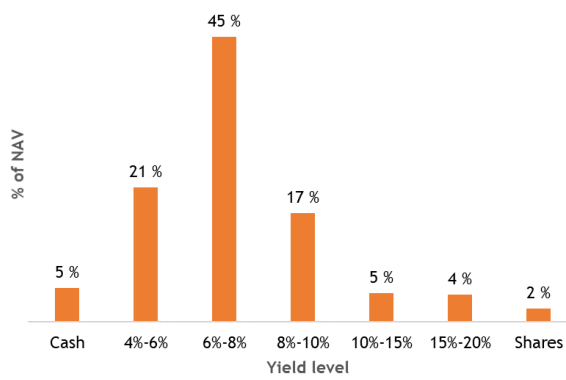
Earlier this year we decided to increase our exposure towards E&P companies with quality assets in the North Sea. In June, OKEA announced that it had acquired Shell's 44.5% stake in Draugen and 12% in Gjøa for NOK 4.5bn. The deal was funded through a new USD 180m senior secured bond issue and USD 130m in new equity, in addition to cash at hand. The transaction will in our view transform the company from a credit perspective, adding some ~20,000 boe/day in production today, reduce concentration risk and boost free cash flow going forward. Bondholders were also compensated through 1.5% one-time waiver fee and adjustment of maturity price to 103%. Furthermore, Point Resources announced this week that they will merge with Eni Norway, creating a company producing 180,000 bopd with 1,250 mmbae reserves and resources. Given Eni Norway's strong credit profile we deem this transaction as highly supportive to the credit case and expect bonds to trade up close to 115%.

Nordic high yield markets continue to perform better relative to European and US high yield mainly due to the shorter interest duration and on average higher credit spreads. We continue to position our portfolio towards strong credits with short credit and interest rate duration and believe that our core market offers strong risk/reward characteristics in the years to come.

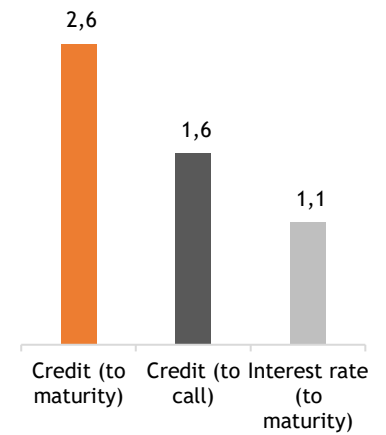
YIELD LEVELS



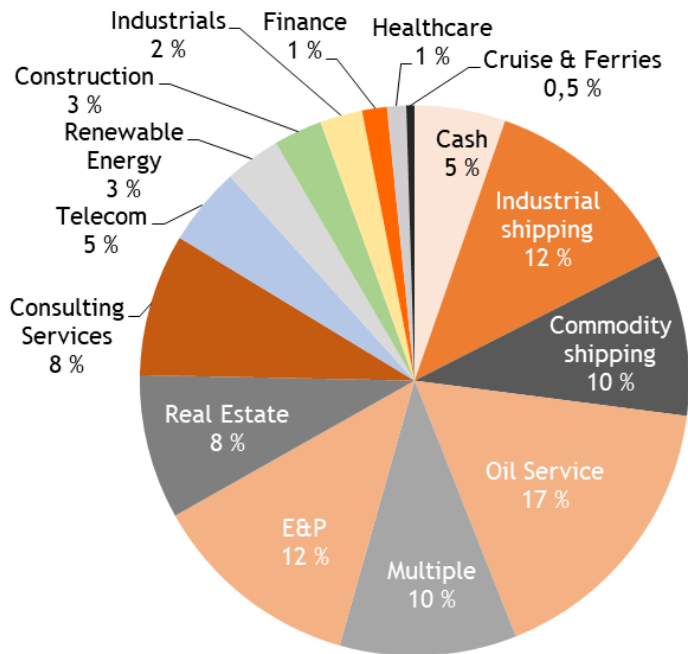
YIELD DISTRIBUTION



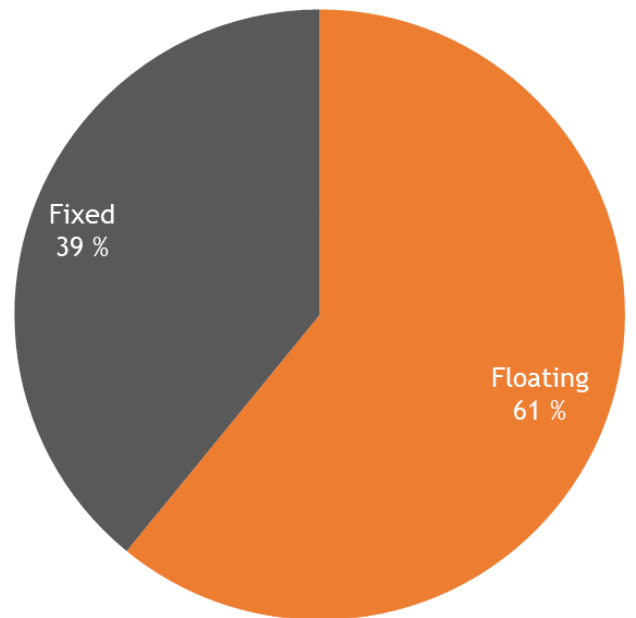
DURATION (YEARS)



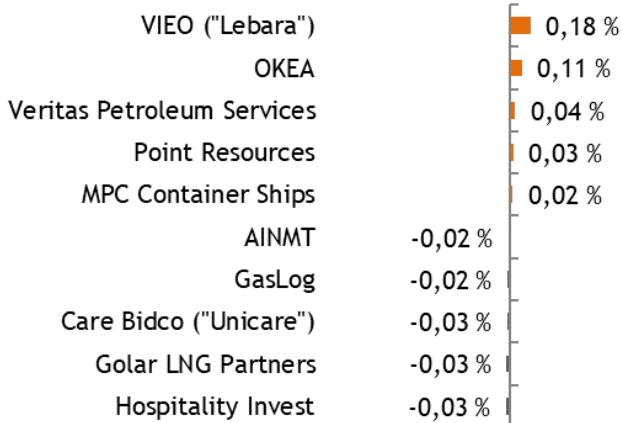
SECTOR ALLOCATION



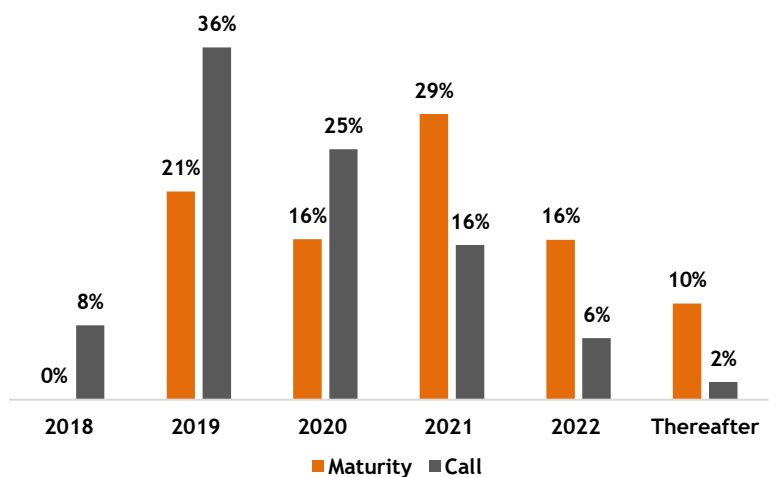
FLOATING VS. FIXED RATES



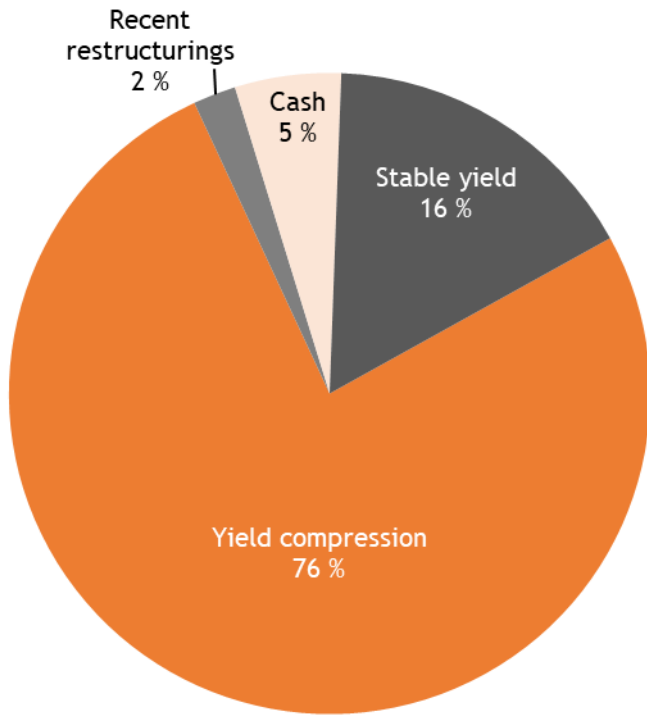
CONTRIBUTION ANALYSIS (top 5 / bottom 5)



MATURITY PROFILE



PORTFOLIO OVERVIEW



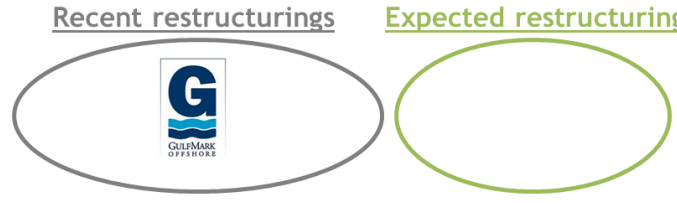
Stable yield



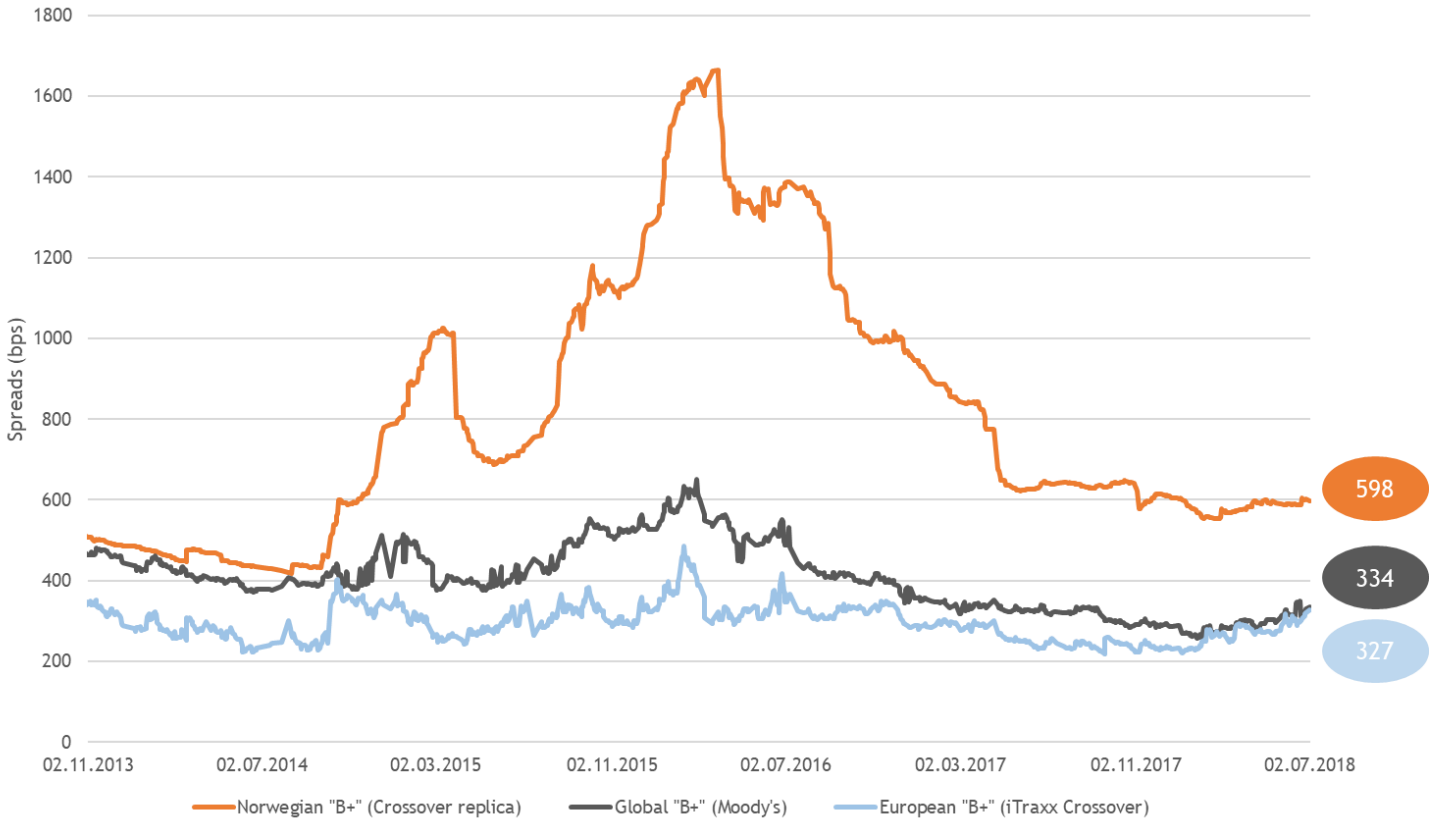
Yield Compression



Opportunistic



SPREAD PREMIUM IN B+ COMPARED TO INTERNATIONAL MARKETS



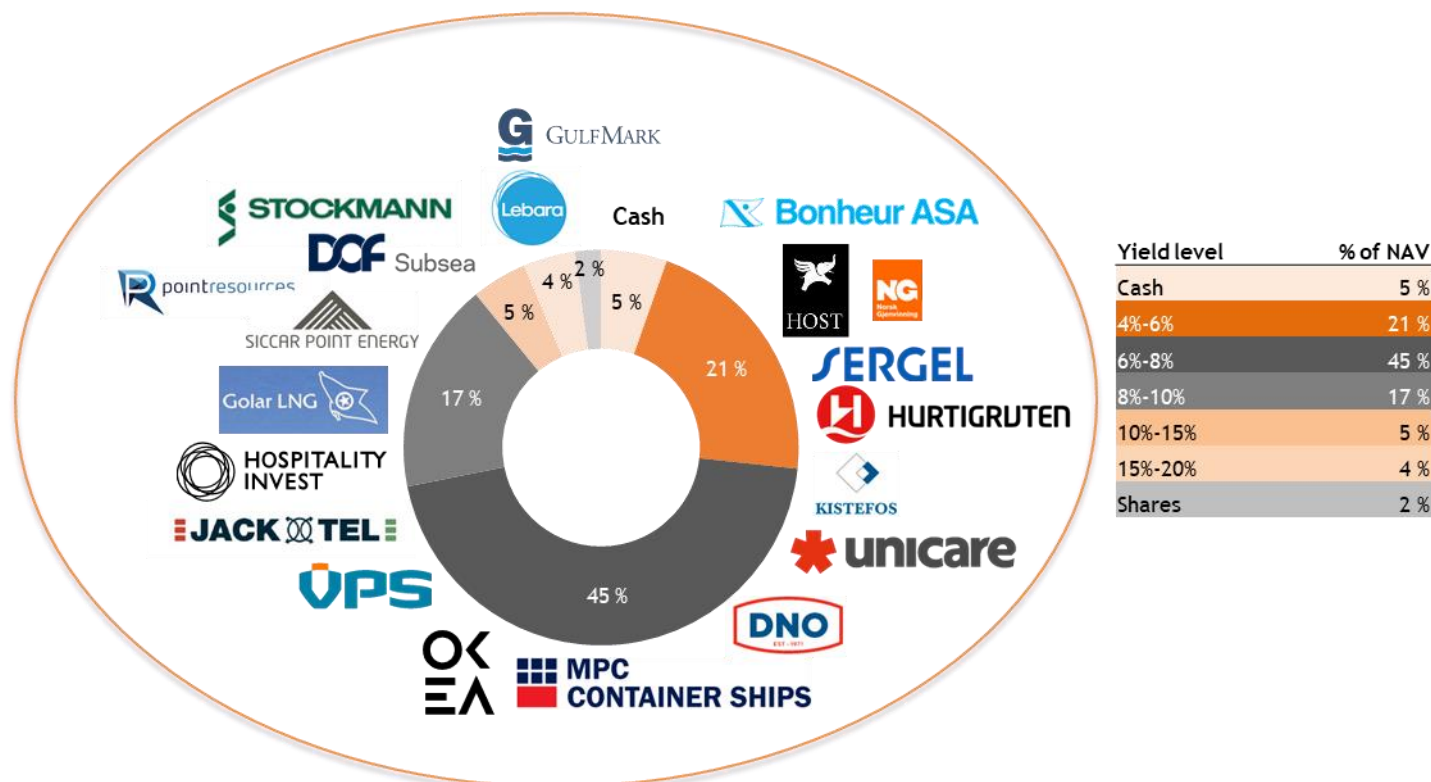
Source: Sparebank 1 Markets, as of 02.07.2018.

BOND PORTFOLIO - TOP 20

NAME	ISIN	PRICE	YIELD %	NAV %	SHORT DESCRIPTION
1 Veritas Petroleum Services B.V. 14-15NO0010708506		100,13	6,9 %	5,4 %	VPS is the global market leader in Fuel Quality Testing, having an estimated global market share of ~50%. The Company was previously owned by Det Norske Veritas before it was sold to the private equity company IK Investment Partners. The client base consist of ~900 companies with more than 9,000 vessels, meaning a high degree of diversification. The bond is secured and by end-2017 NIBD/EBITDA was reported at 4.0x, which provides bondholders with good valuation support.
2 GasLog Ltd 16-21 FRN	NO0010767858	106,56	5,5 %	4,0 %	Gaslog is an international owner and operator of LNG carriers listed at NYC stock exchange with a market cap of USD 1.35bn (+MLP Gaslog Partners mcap at USD -1.0bn). The Company is benefitting from the improving LNG spot rates and has a strong MLP entity which has contributed with USD ~270m in 2017. This has resulted in a very strong liquidity position of USD 385m per end-Q4/17. Despite the somewhat high leverage, we find the 2021 bonds to offer solid risk/reward due to the strong backlog, solid balance sheet and improving LNG market.
3 Golar LNG Partners LP 17-21 FRN	NO0010786056	100,63	8,3 %	3,9 %	Golar LNG Partners is an international owner of LNG and FSRU tonnage listed at the NYC stock exchange with a market cap of USD 1.43bn. The GMLP bonds remains the widest in the LNG peer group despite improving LNG market outlook due to the perceived risk of the Hili project. The Company has a very solid liquidity position and the lowest leverage in the LNG peer group. Hence, we view the GMLP credit to offer very attractive risk/reward.
4 DNO ASA 15-20	NO0010740392	102,85	7,3 %	3,8 %	DNO is a Middle East and North Africa focused oil and gas company listed on the Oslo Stock Exchange with a market cap of NOK -16.5bn. Although the Company is operating in regions with political risk the credit benefits from low lifting cost, a strong balance sheet and now more regular and stable cash flows from the authorities (KRG).DNO has recently acquired a significant position in Faroe Petroleum.
5 MPC Container Ships Invest B.V. 17-22NO0010805872		102,41	6,4 %	3,7 %	Pure play container shipping company. USD 425m in equity raised, listed on the Oslo Stock Exchangen with an mcap of NOK 3.8bn. Senior secured bond with 1st priority in the fleet. Bond with significant downside protection with LTV of ~45% on historical low valuations. Estimated loan to scrap ratio of ~110%.
6 Jacktel A/S 14-19	NO0010714561	100,53	6,6 %	3,6 %	1st lien pledge in a jack-up built for the Norwegian continental shelf. Won a contract on Johan Sverdrup in November 2015 with STL that secures work until 2020. We expect the company to obtain other sources of funding before maturity of the bond.
7 Bonheur Asa 14-21 FRN	NO0010714538	100,73	4,2 %	3,3 %	Fred. Olsen controlled conglomerate listed on the Oslo Stock Exchange with a market cap of NOK 4.6bn. Bonheur has investments within shipping, offshore, renewable energy and cruise. By end-Q4/17 the liquidity stood at NOK 3.6bn and NIBD/EBITDA LTM of 2.4x.
8 VIED B.V. 17-22 FRN	NO0010804198	73,75	15,3 %	3,3 %	Lebara is one of Europe's fastest growing mobile companies with ~3.5m active users. The management and owners have identified several measures to grow the business, improve cost-base and increase profitability. Hence, the EBITDA and cash flow is expected to improve over the coming years which supports the credit case. The bond pricing has been under pressure the last month due to concerns on covenant breach. The Company has recently reported satisfactory quarterly figures and we are expecting further actions being made by the company addressing key concerns shortly.
9 Okea AS 17-20	NO0010810062	103,59	7,1 %	3,1 %	Okea is an independent E&P company focused on small field developments on the NCS. The interesting feature of this bond is the unique Norwegian petroleum tax system. From a credit perspective, the tax system offers significant downside protection of at least 78% and up to ~95% of invested capital that are tax deductible over 4-6 years. Furthermore, the cash shield is transferrable to other companies and also refundable by the Kingdom of Norway upon discontinuation of operations. On the back of this, we find the credit profile in Okea to be very strong and the bond debt is expected to be covered by escrowed cash and the underlying tax claim even in a scenario with lower oil prices.
10 Western Bulk Chartering AS 13-19 FRNNO0010675572		102,40	7,1 %	2,9 %	Western Bulk Chartering is a global dry bulk operator with a trading oriented business model, focusing on the Supramax and large Handysize segment. The Company is listed on the Norwegian OTC list and is 74% owned by Kistefos. We view the credit as strong with limited refinancing risk due to i) strong support from main shareholders whom has contributed with NOK ~350m of equity since 2016, ii) strong balance sheet with a net cash position and iii) improving market fundamentals.
11 Frigaard Property Group AS 18/21	NO0010826092	100,38	7,3 %	2,9 %	Norwegian based construction company with operations mainly in South-East of Norway. The bond is secured and leverage is deemed conservative with a NIBD/EBITDA '18 estimated to be ~1.5x. The credit case further benefits from relatively strong earnings visibility
12 VV Holding AS 14-19 144A FRN	NO0010714033	101,14	5,1 %	2,5 %	VV Holding (Norsk Gjenvinning) is a Norwegian recycling business and recently announced that Summa Private Equity is acquiring the company from Altor Private Equity. According to market participants the transaction is done at EV/EBITDA ~10x, which implies an secured LTV of ~55%. The deal is backstopped by banks and we expect the bonds to be called in H2/18.
13 Beerenberg Holdco II AS 17-21 FRN	NO0010786296	103,97	5,9 %	2,5 %	Leading supplier of ISS services in the North Sea, which is one of the largest MMO markets. Strong and long-term relationships with blue-chip companies. Solid earnings visibility and flexible cost base. Net leverage came in at 2.6x (incl. Bouvet) for FY'17 which is considered is moderate and expected to come down over the coming years, with the company having a strong de-leveraging capacity and a NOK 10.5bn backlog providing comfort
14 Host Property AB 16-19 FRN	SE0009357676	101,07	5,2 %	2,4 %	1st lien pledge in 8 hotel properties in Sweden with a total value of SEK 680m. Prime locations in their respective regional cities. Gross LTV of approx. 50% and average lease maturity of 13 years.
15 Euronav Luxembourg S.A. 17-22	NO0010793888	100,83	7,4 %	2,4 %	Largest publicly listed tanker company in the world with a market cap of USD ~1.1bn. Conservative financial strategy with target to keep a minimum of 2 year operational liquidity runway. Recently announced that they will acquire Gener8 Maritime with shares increasing its fleet from 51 to 81 vessels.
16 Hoegh LNG Holding Ltd. 15-20 FRN	NO0010739683	99,98	7,4 %	2,3 %	HLNG is an owner and operator of floating storage and regasification units and has a leading position within this market. The Company is listed on the Oslo Stock Exchange with a market cap of NOK 3.5bn. The main owner Leif Höegh & Co owns ~40% of the Company. The majority of the fleet is on long-term contracts with solid counterparts providing the company with solid cash flow visibility going forward. The fleet consist of two newbuildings currently un-contracted which is expected to be delivered in late '18 and early '19. We believe the '2020 bonds offers strong risk/reward as we see limited risk of liquidity shortfall ahead of the bond maturity.
17 BW Offshore Ltd. 12-20 FRN	NO0010638075	99,90	5,6 %	2,3 %	BW Offshore is a Norwegian FPSO company listed on the Oslo Stock Exchange with a mcap of NOK ~6.7bn. We find the BWO bonds attractive with the bonds trading at spreads in the excess of 500bps. We expect the credit metrics to improve significantly ahead with NIBD/EBITDA below 3.0x for 2018 paired with a solid liquidity due to the recently announced USD 275m preference share issue with ICBC.
18 DOF Subsea AS 17-22	NO0010788177	95,40	11,3 %	2,2 %	Provider of subsea tonnage, subsea construction and IMR services. 51% owned by DOF ASA and 49% owned by First Reserve. Strong order backlog of NOK ~18bn (NOK 37bn inc options) with tier-1 counterparties. The firm EBITDA backlog is estimated to cover net debt and remaining capex.
19 Borgestad ASA 18-21 FRN	NO0010720766	100,07	8,6 %	2,2 %	Borgestad was listed in 1917, making it the oldest company on the Oslo Stock Exchange. Today the company is focused on mainly real estate investments in Poland and Norway as well as production, distribution and installation of refractory products. Even though the credit metrics is only deemed adequate, we find solid valuation support in the pledged assets with 75% LTV in our bear case which we believe is sufficient to either refinance the bonds at maturity or sell assets to cover debt obligations.
20 IGas Energy PLC 13-21	NO0010673791	100,55	7,9 %	2,2 %	London-listed company producing oil and gas onshore UK. Stable production of ~2,600boepd at an operating cost of USD ~30/boe. The Company has recently been restructured with bondholders receiving a mix of cash, stocks and a new bond, taking NIBD to USD ~10m. This combined with security of all assets and improved lifting costs minimizes risk of refinancing at maturity. The new equity investor is Kerrogan private equity, while the largest bondholder was KKR.
Sum				61,0 %	

Total number of bond positions: 46 (from 41 issuers). Total number of shares: 1.

EXAMPLES OF PORTFOLIO COMPANIES AT RESPECTIVE YIELD LEVELS



PRICES FOR DIFFERENT SHARE CLASSES

SHARE CLASS	ISIN	PRICE
Retail NOK (soft closed)	LU0740578702	130,18
Institutional NOK (soft closed)	LU0840158496	123,06
Retail NOK (RCN)	LU1382364633	129,42
Institutional NOK (ICN)	LU1382364716	123,15
Institutional USD	LU0840159387	105,08
Retail SEK	LU0840159460	102,67
Institutional SEK	LU0840159544	106,43
Retail GBP	LU0840159890	107,29
Institutional GBP	LU0840159973	100,00*
Retail EUR	LU0840158819	102,75
Institutional EUR	LU0840158900	100,00*
Retail CHF	LU1428000985	100,00*
Institutional CHF	LU1076701652	95,63

*to be opened with first investment in share class

OTHER INFORMATION

Share classes	NOK, SEK, EUR, USD, GBP, CHF (all hedged)
Domicile	Luxembourg
Investment Manager	Storm Capital Management Ltd
Administrator	Hauck & Aufhäuser Asset Management Services
Custodian Bank	Hauck & Aufhäuser Fund Platforms S.A.
Management Fee	Retail: 0.75% Institutional: 0.5%
Performance Fee	10% (high water mark)
Redemption Fee	0.25% (accrues to the fund)
Minimum Investment	Retail (50,000 NOK) Institutional (15,000,000 NOK)
Liquidity	Daily
Auditor	KPMG
VPS-registered	For Norwegian clients
Ethical guidelines	Follow the ethical guidelines as defined by Norway's sovereign wealth fund (formal name: Government Pension Fund Global)
AUM (NOKm)	1 060

TEAM

PORTFOLIO MANAGEMENT

**MORTEN E. ASTRUP***Chief Investment Officer / Founding Partner*

- He has over 20 years of financial and asset management experience including several board positions
- Morten is responsible for:
 - Portfolio management
 - Restructuring processes
- He holds a Master in Business and Economics from the Norwegian School of Management/City University London and is authorised and regulated by the FCA

**MORTEN VENOLD***Portfolio Manager/ Analyst*

- He has 10 years of experience from research and finance
- Before Storm he worked as a credit research analyst, covering the offshore high yield space at Arctic Securities in Oslo and before that he worked at ABG Sundal Collier and DNB in London
- Morten is responsible for:
 - Portfolio management
 - Research and daily monitoring of investment universe
- He holds a BSc in Business & Economics from the Norwegian School of Management and a MSc in Finance from Cass Business School in London

INVESTOR RELATIONS / SALES

**TORE ANDERSEN***Sales and Marketing Director*

- He has over 20 years of experience in financial advisory and sales. Before he joined Storm he founded Axir ASA (1995), which was sold in 2010
- Tore is responsible for:
 - Sales and marketing activity
 - Investor relations
- Tore holds a bachelor in Business and Economics from the Norwegian School of Management and is authorized as a financial advisor, AFR and is also authorized through Norwegian Securities Dealers Association

Contact details: +47 920 35 908 or tore@stormcapital.no

**MARCUS S. MOHR***Sales Manager*

- He has over 8 years of experience from investment banking and sales. Before he joined Storm he worked in the investment banking division at Citigroup in London
- Marcus is responsible for:
 - Sales and marketing activity
 - Investor relations
- Marcus holds a Master in Finance and Economics from the University of Strathclyde (Scotland) with distinction

Contact details: +47 951 35 853 or marcus@stormcapital.no

AWARDS



Winner of the Allocator/CNBC Investors Choice Awards as the Long Only Credit Fund of 2016 in the EMEA & APAC. The awards were judged by a distinguished panel of institutional investors in funds and they took into account a set of qualitative criteria covering the investment process, risk management framework and depth of research team, as well as a set of quantitative performance measures including annualized returns, volatility and maximum drawdown.

IMPORTANT INFORMATION

The material contained in this document is not to be regarded as an offer to buy or sell fund shares. The information in this document is general in nature and does not constitute legal, tax, or investment advice. Potential investors are urged to consult their professional advisers on the implications of making an investment in, holding or disposing of shares of, and the receipt of distribution from any investment. Past performance is not indicative of future results. This document has been prepared by Storm Capital Management Ltd. and should not be considered impartial research under FCA Rules. The views expressed may not be supported by independent analysis. The author of this document may be remunerated as a result of transactions generated by this information. Storm Capital Management Ltd. is authorised and regulated in the United Kingdom by the Financial Conduct Authority. Its registered office is at Berger House, 36-38 Berkeley Square, London W1J 5AE, United Kingdom.