

PERFORMANCE REPORT

MID-AUGUST 2014

Net return history (shareclass RC NOK***, net of fees)

	Jan	Feb	Mar	Apr	May	Jun	Jul	Aug****	Sep	Oct	Nov	Dec	YTD
2014	1.1%	1.0%	0.9%	0.7%	0.7%	0.8%	0.6%	-0.1%					5.8%
2013	1.1%	0.8%	1.0%	1.0%	1.5%	0.0%	1.1%	1.2%	1.1%	-0.1%	1.1%	0.8%	11.0%
2012	2.7%**	1.7%	1.1%	1.0%	0.2%	1.0%	0.8%	1.2%	0.7%	-1.0%	1.5%	1.6%	13.0%**
2011	1.9%	2.3%	2.0%	1.4%	-1.7%	-2.4%	1.0%	-2.3%	-2.6%	1.4%	0.0%	0.6%	1.5%
2010	6.2%*	0.8%	2.0%	3.8%	-3.4%	1.3%	1.4%	2.2%	2.8%	1.5%	1.1%	-1.0%	19.9%
2009	8.9%	0.3%	-4.2%	2.1%	1.2%	7.9%	6.8%	3.0%	5.7%	2.6%	1.4%	4.1%	46.8%
2008									-2.6%	-3.2%	-10.4%	-13.5%	-26.9%

Net asset value (shareclass RC NOK***, net of fees)

	Jan	Feb	Mar	Apr	May	Jun	Jul	Aug	Sep	Oct	Nov	Dec	YTD
2014	121.5	122.6	123.7	124.6	125.5	126.5	127.3	127.1					5.8%
2013	109.5	110.3	111.3	112.5	114.2	114.2	115.4	116.8	118.0	117.9	119.2	120.1	11.0%
2012	131.0**	137.5	101.1***	102.1	102.3	103.3	104.1	105.4	106.2	105.0	106.6	108.3	13.0%**
2011	126.9	129.9	132.4	134.4	132.1	128.9	130.2	127.2	123.9	125.6	125.7	126.4	1.5%
2010	110.3*	111.3	113.4	117.7	113.6	115.1	116.8	119.3	122.6	124.4	125.8	124.54	19.9%
2009	79.6	79.8	76.5	78.1	79.0	85.2	91.1	93.8	99.2	101.8	103.1	107.3	46.8%
2008								100.0	97.5	94.3	84.5	73.1	-26.9%

*From January 2010, performance and NAV are reported based on the EC share class. EC share class 31 December 2009: 103.9
Past performance is no guarantee for future performance

**From 1 Jan 2012, performance and NAV are reported on return in NOK

***From March 2012, performance and NAV are reported based the EC NOK share class, EC changed name to RC NOK as of January 2013

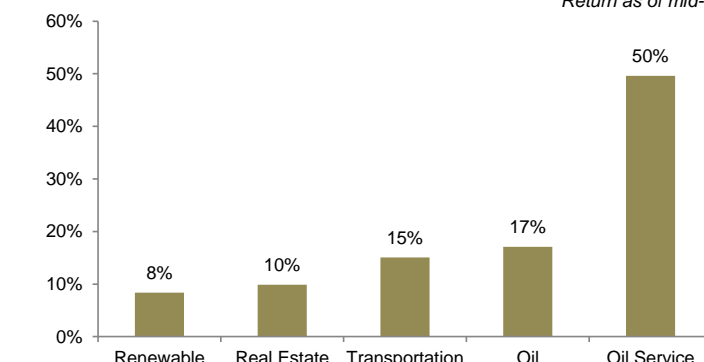
****Return as of mid-month

Key statistics

Performance per mid-August 2014, Net of fees (RC NOK)	-0.1%
Performance YTD 2014 (RC NOK shareclass)	5.8%
Performance since inception	73.3%
Number of positions 18/08/2014	38
Number of issuers	35
Interest rate duration	1.8 years

Fund terms

Currency	NOK
Domicile	Luxembourg
Investment Manager	Storm Capital Management Ltd
Prime Broker	Oppenheim Asset Management Services
Administrator	Deutsche Fund Platforms



Management Fee Retail: 0.75%, Institutional: 0.5%

Performance Fee 10%

Liquidity Weekly

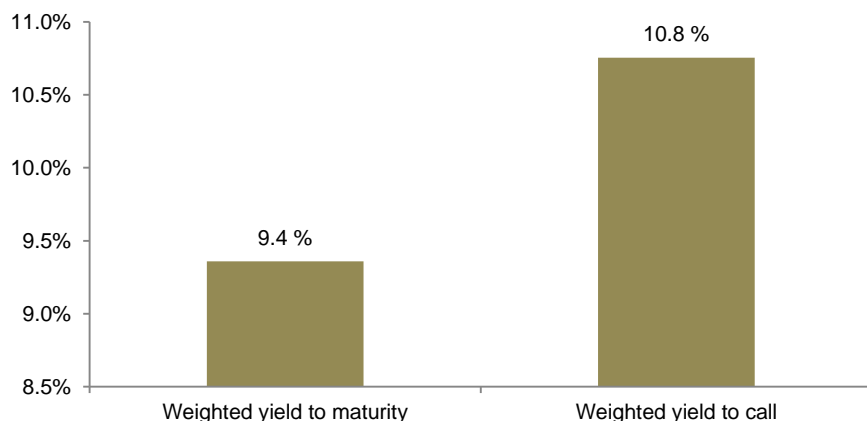
Autor PriceWaterhouseCoopers

PERFORMANCE REPORT

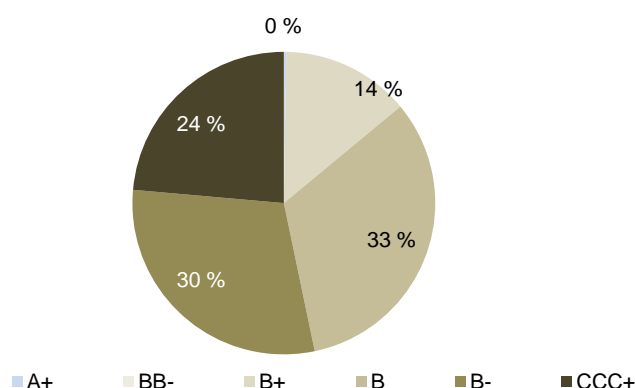
MID-AUGUST 2014

Storm Bond Fund was down 0.1% per mid-August and is up 5.8% YTD.

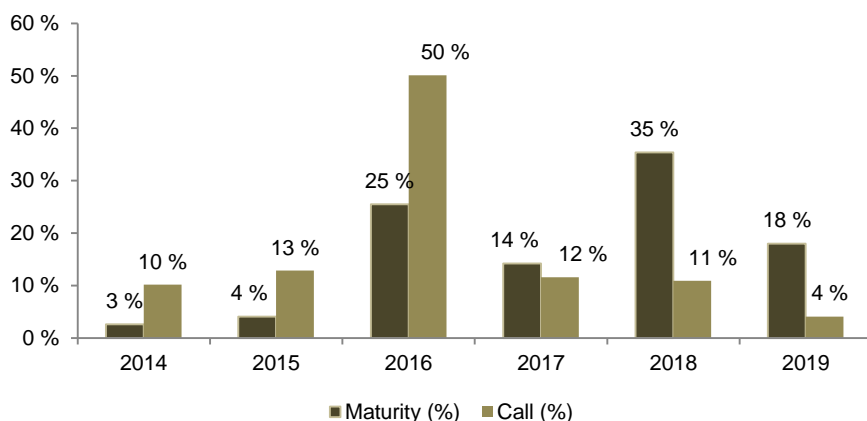
Yield to maturity and yield to call



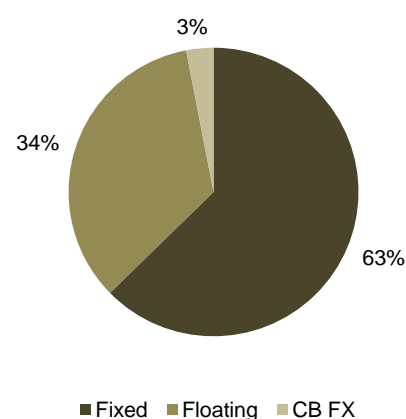
Credit rating



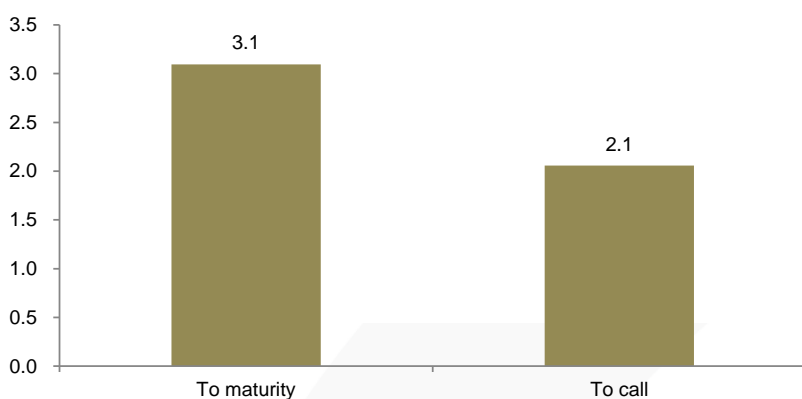
Maturity profile



Coupon allocation



Duration, years

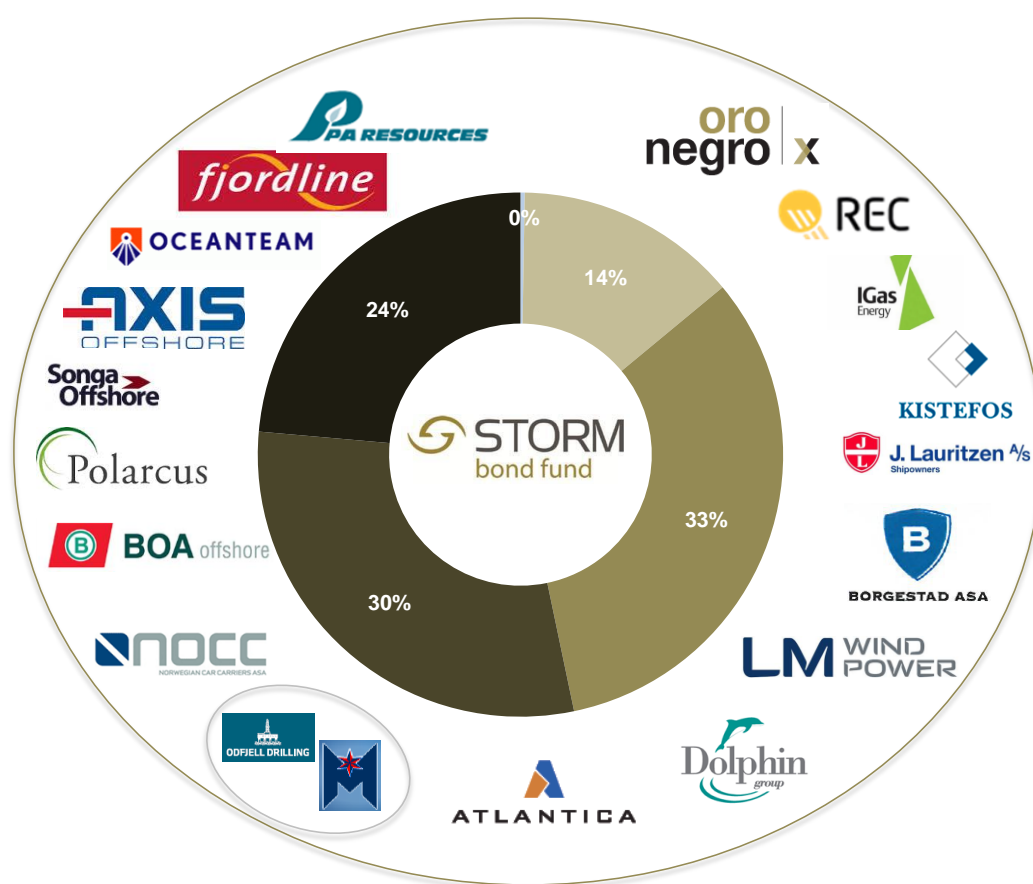


Top 10 positions

Name	% NAV
1 J.Lauritzen Holding 12-17 FRN	5.3%
2 Kistefos AS 13-16 FRN	4.8%
3 Oceanteam Shipping ASA 12-17 FRN	4.6%
4 Bluewater Holding B.V. 13-19	4.4%
5 Chloe Marine Corp. Ltd. 11-16	4.4%
6 Metro Exploration Holding Corp. 14/16 Step-up	4.3%
7 LM Group Holding	4.3%
8 Oro Negro Drilling Pte. Ltd. 14-19	4.0%
9 REC Silicon ASA 11-18	4.0%
10 Polarcus Ltd (Cayman Islands) 8 07.06.2018	3.7%

Selected investments in Storm Bond Fund

A+	0%
BB-	0%
B+	14%
B	33%
B-	30%
CCC+	24%



Team

Portfolio Managers / Trading



Morten E. Astrup



Kim Johanson

Research / Corporate Finance



Erik M. Mathiesen



Christian G. Ståhl

Compliance



Einar Pedersen

How to invest in Storm Bond Fund

International/UK: London office

Please call +44 207 409 3378 or send an email to info@stormcapital.co.uk

Oslo office:



Tore Andersen +47 920 35 908 or tore@stormcapital.no



Marcus Johannessen +47 951 35 853 or marcus@stormcapital.no