

ABOUT THE FUND

Storm Bond Fund (UCITS) is a Nordic High Yield fund inceptioned in September 2008. The fund seeks to hold a diversified portfolio of the best risk-adjusted high yield bonds in the Nordics. The investment process is based on a top-down market screening of the universe and a detailed bottom-up analysis of the individual companies. The management team has extensive experience in Nordic High Yield and is among the largest investors in the fund.

NET MONTHLY RETURN HISTORY (INSTITUTIONAL IC NOK SHARECLASS³, NET OF FEES)

| | Jan | Feb | Mar | Apr | May | Jun | Jul | Aug | Sep | Oct | Nov | Dec | YTD |
|------|-------------------|-------|--------|------|-------|-------|------|-------|-------|-------|-------|--------|--------|
| 2021 | 3.2% | | | | | | | | | | | | 3.2% |
| 2020 | 0.7% | -0.4% | -21.3% | 4.8% | 4.0% | 4.1% | 0.9% | 1.8% | 0.5% | -0.2% | 2.9% | 2.3% | -3.0% |
| 2019 | 1.0% | 0.9% | 0.8% | 0.9% | -0.1% | 0.1% | 0.7% | -0.2% | -0.1% | 0.3% | 0.4% | 0.9% | 5.9% |
| 2018 | 1.0% | 0.5% | -0.4% | 0.4% | 0.7% | 0.7% | 0.1% | 0.6% | 0.4% | 0.5% | -0.4% | -1.1% | 3.1% |
| 2017 | 3.4% | 3.0% | 2.1% | 1.3% | 0.6% | -1.0% | 0.8% | 1.2% | 1.1% | 0.3% | -0.2% | 0.4% | 13.6% |
| 2016 | -1.8% | -3.1% | 6.0% | 4.1% | -0.4% | 0.6% | 1.8% | 3.3% | -0.4% | 1.2% | 0.1% | 5.8% | 18.1% |
| 2015 | -2.7% | -1.2% | -0.1% | 1.5% | 2.2% | 0.4% | 0.4% | -3.7% | -2.7% | 1.3% | -0.7% | -4.2% | -9.4% |
| 2014 | 1.2% | 1.0% | 1.0% | 0.7% | 0.7% | 0.9% | 0.7% | 0.1% | -1.3% | -5.5% | -0.3% | -11.2% | -12.4% |
| 2013 | 1.5% ³ | 0.6% | 1.0% | 1.0% | 1.6% | 0.2% | 1.1% | 1.0% | 1.2% | 0.1% | 1.4% | 0.9% | 12.1% |
| 2012 | 2.7% ² | 1.7% | 1.1% | 1.0% | 0.2% | 1.0% | 0.8% | 1.2% | 0.7% | -1.0% | 1.5% | 1.6% | 13.0% |
| 2011 | 1.9% | 2.3% | 2.0% | 1.4% | -1.7% | -2.4% | 1.0% | -2.3% | -2.6% | 1.4% | 0.0% | 0.6% | 1.5% |
| 2010 | 6.2% ¹ | 0.8% | 2.0% | 3.8% | -3.4% | 1.3% | 1.4% | 2.2% | 2.8% | 1.5% | 1.1% | -1.0% | 19.9% |

Annualised returns (net of fees)

| | |
|-----------------|-------|
| 1-year | -0.5% |
| 3-years | 2.7% |
| 5-years | 8.4% |
| 10-years | 3.9% |
| Since inception | 5.4% |

From 1 Sep 2008 to 31 Dec 2009, base currency EUR (unhedged).

1) From 1 Jan 2010, base currency EUR (hedged).

2) From 1 Jan 2012, base currency NOK (hedged).

3) From 1 Jan 2013, base currency NOK (hedged), based on institutional IC NOK share class (LU0840158496).

Past performance is no guarantee for future performance.

COMMENT BY PORTFOLIO MANAGERS

Dear investor,

Storm Bond Fund posted a positive return of 3.2% in January 2021 (institutional IC NOK share class: LU0840158496).

January continued on a positive note across most asset classes before the risk appetite eased somewhat towards the end of the month. This was mainly driven by increased worries about the pace of COVID-19 vaccinations and the vaccine efficacy on new variants of the virus. U.S and European equity markets measured by the S&P 500 and the MSCI Europe index declined by 1.1% and 0.8%. In the credit markets, global investment grade bonds recouped somewhat towards the end of the month ending January down 0.7%. In the international high yield market, US and European high yield corporate bonds gained 0.3% and 0.7% respectively during the month. The Nordic high yield market and Storm Bond Fund delivered another solid month generating 3.2% in the first month of the year.

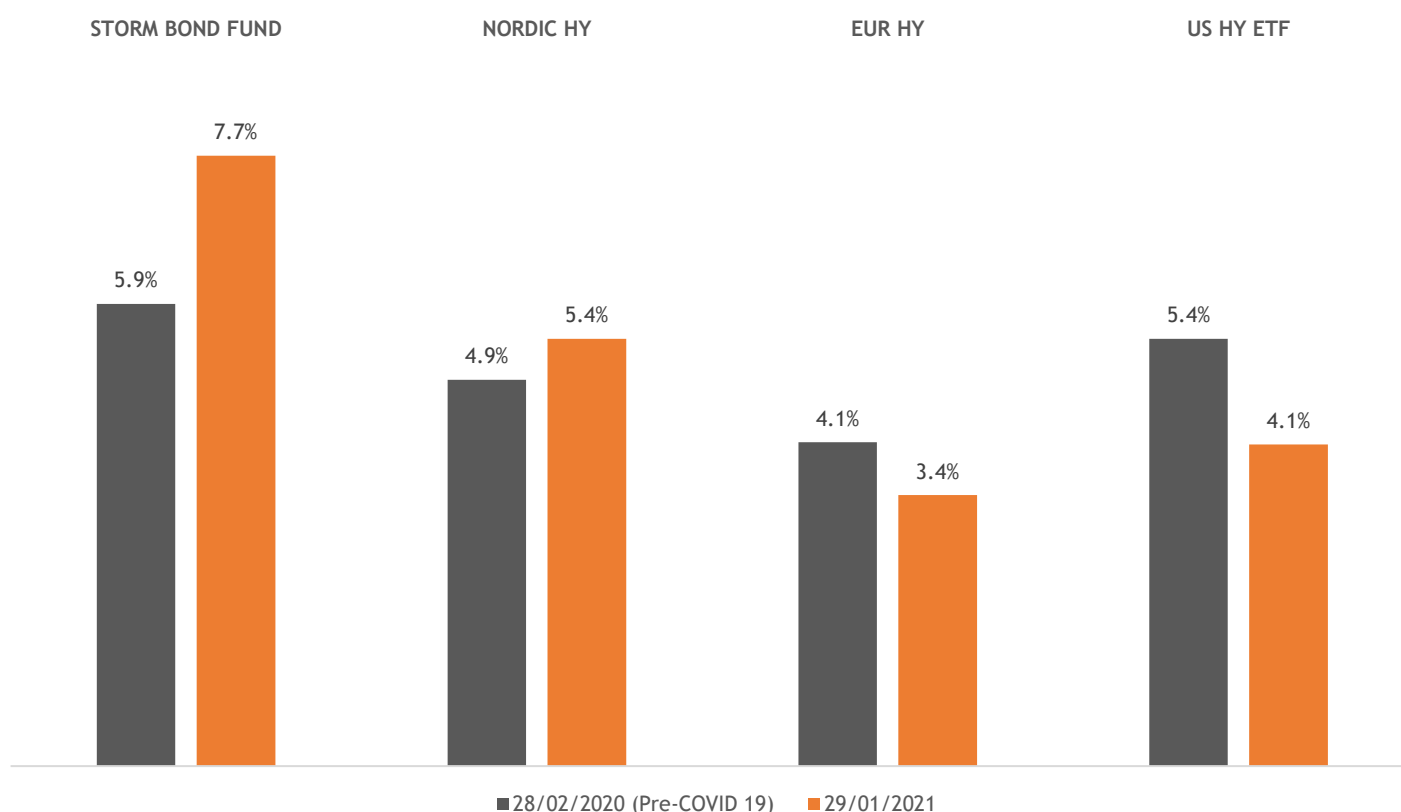
The fund's performance was positively impacted by the continued credit spread contraction across the portfolio as our market is recovering. Part of this is due to the modest recovery in H2 2020 in our market. Our largest positive contribution came from our holdings in Golar LNG Partners and Golar LNG (combined 5.5% of NAV per year-end). In January, New Fortress Energy (USD 8.3bn mcap) announced that it will acquire Golar LNG Partners and Hygo (50/50 JV between Golar LNG and Stonepeak). Golar LNG Partners has stated that they plan to call its outstanding bonds. For Golar LNG, the transaction has significantly reduced balance sheet and refinancing risk. On the back of strong bond pricing performance we have reduced our position in Golar. On the primary side, we participated in Seaspan's 6.5% 3 year USD 200m sustainability-linked unsecured bond. Seaspan is the world largest provider of container vessels with a market share of ~8%.

The parent company is listed on the New York Stock Exchange with a market cap of USD 2.8bn. The company targets investment grade rating which coupled with a strong credit profile and the non-call bond structure calls for a solid yield compression potential in our view.

Furthermore, it is worthwhile to remind about some of the key features in the Nordic High Yield market: 1) spreads above pre-COVID levels, above historical averages, and above peer markets, 2) majority of bonds have floating rate - significantly less sensitive to changes in interest rates, 3) ETFs are non-existence in the Nordic corporate bond market and 4) strong support from transparent and financially sound countries and its governments in the Nordics.

We continue to target solid risk-adjusted returns while at the same time protecting capital by being exposed to a diversified portfolio of quality Nordic high yield bonds with on average attractive implied valuations, sound balance sheets and comfortable interest coverage ratios. In addition, the portfolio holds significantly shorter modified duration (0.6 years) and are uncorrelated to that of European and US High Yield markets. This in combination with having access to liquidity through a solid cash position (5-10%) enabling us to manage any unforeseen volatility but at the same time keeping necessary dry powder to investment opportunities arising in the market.

CREDIT SPREAD - STORM BOND FUND VS. NORDIC, EUROPEAN & US HIGH YIELD (PRE-COVID VS. JANUARY'21)

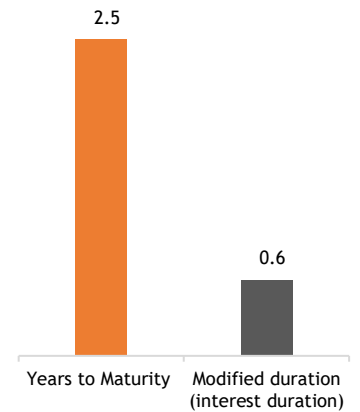
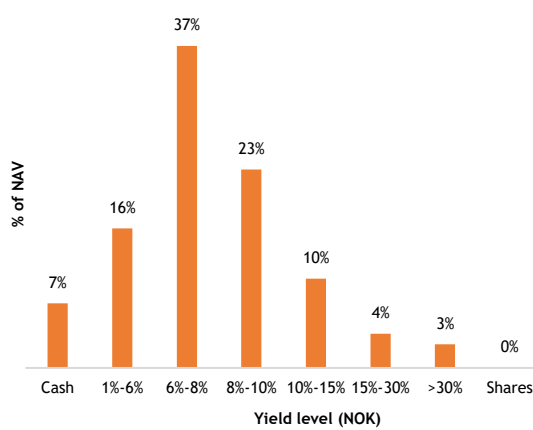
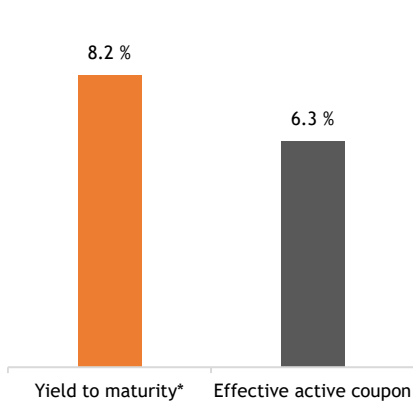


Source: Bloomberg, Storm Capital Management as of 29.01.2021.
 Storm Bond Fund: Includes cash and spreads on individual bonds capped at 30%.
 European HY (Bloomberg Barclays Pan-European High Yield TR Index, Bloomberg ticker: LP02TREU). US HY ETF (iShares iBoxx, Bloomberg ticker: IBOXHY).

YIELD LEVELS (NOK)

YIELD DISTRIBUTION (NOK)

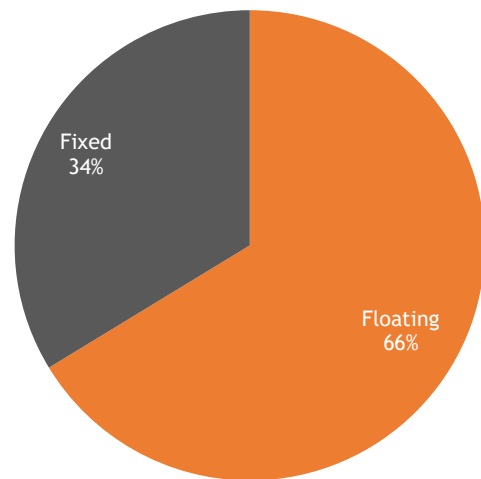
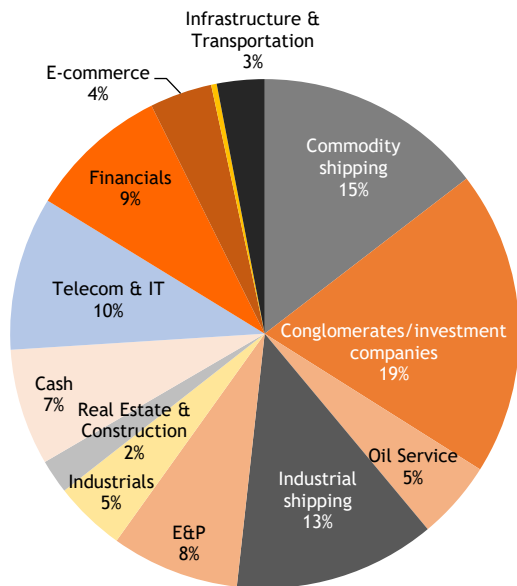
MATURITY / DURATION (YEARS)



* individual bonds capped at 30% in calculation.

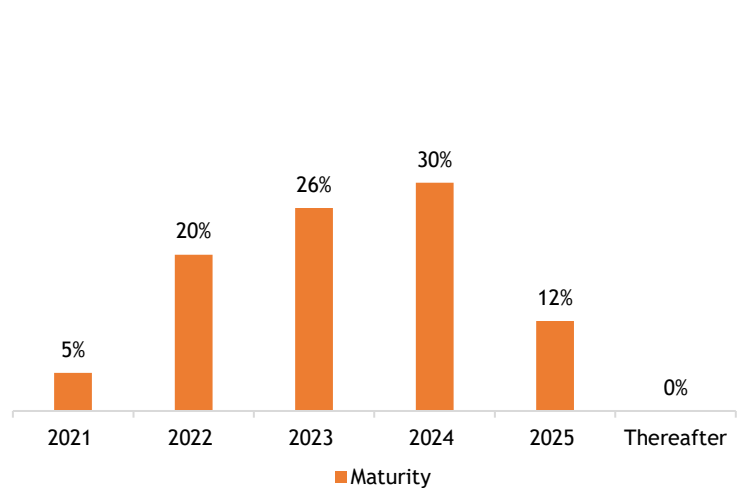
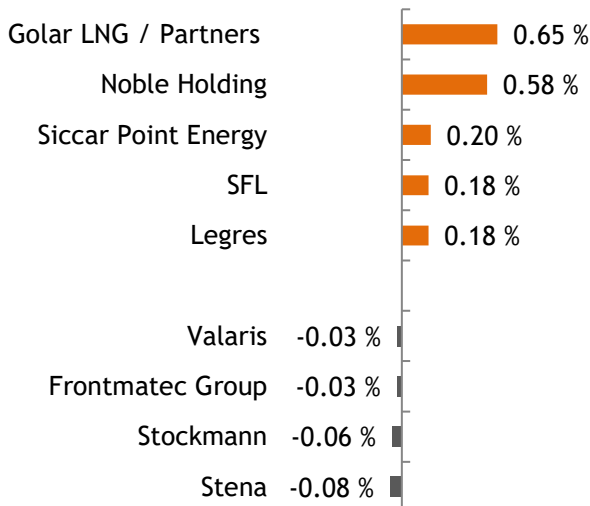
SECTOR ALLOCATION

FLOATING VS. FIXED RATES



CONTRIBUTION ANALYSIS (top 5 / bottom 5)*

MATURITY PROFILE



*based on market prices (interest/accrued not included)

TOTAL RETURN - STORM BOND FUND VS. US & EUROPEAN HIGH YIELD (2020 - to date)



Source: Bloomberg as of 29.01.2021. Hedged to USD.
 Storm Bond Fund IC NOK (ISIN: LU0840158496, Bloomberg ticker: STBONIC LX equity).
 US HY ETF (iShares iBoxx, Bloomberg ticker: IBOXHY). European HY (Bloomberg Barclays Pan-European High Yield TR Index, Bloomberg ticker: LP02TREU).

PRICES FOR DIFFERENT SHARE CLASSES

| SHARE CLASSES | ISIN | PRICE |
|-----------------------------------|--------------|---------|
| ACCUMULATION SHARE CLASSES | | |
| Institutional NOK (ICN) | LU1382364716 | 131.01 |
| Institutional NOK | LU0840158496 | 130.61 |
| Institutional USD | LU0840159387 | 117.89 |
| Institutional EUR | LU0840158900 | 107.30 |
| Institutional SEK | LU0840159544 | 112.53 |
| Institutional CHF | LU1076701652 | 101.14 |
| Institutional GBP | LU0840159973 | 100.00* |
| Retail NOK (RCN) | LU1382364633 | 136.74 |
| Retail NOK | LU0740578702 | 137.46 |
| Retail SEK | LU0840159460 | 107.87 |
| Retail GBP | LU0840159890 | 114.46 |
| Retail EUR | LU0840158819 | 108.79 |
| Retail CHF | LU1428000985 | 100.00* |

DISTRIBUTION SHARE CLASSES**

| | | |
|-------------------|--------------|-------|
| Institutional NOK | LU1915698069 | 94.30 |
|-------------------|--------------|-------|

*to be opened with first investment in share class.

** other currencies to be opened on demand from investors.

OTHER INFORMATION

| | |
|--------------------------------------|---|
| Share classes | NOK, SEK, EUR, USD, GBP, CHF (all hedged) |
| Anticipated | |
| Distribution yield (current quarter) | 6.0% - 6.5% p.a. (in NOK) |
| Domicile | Luxembourg |
| Investment Manager | Storm Capital Management AS |
| Administrator | Hauck & Aufhäuser Asset Management Services |
| Custodian Bank | Hauck & Aufhäuser Fund Platforms S.A. |
| Management Fee | Retail: 0.75% Institutional: 0.5% |
| Performance Fee | 10% (high water mark) |
| Redemption Fee | 0.25% (accrues to the fund) |
| Minimum Investment | Retail (50,000 NOK) Institutional (15,000,000 NOK) |
| Liquidity | Daily |
| Auditor | KPMG |
| VPS-registered | For Norwegian clients |
| Ethical guidelines | Follow the ethical guidelines as defined by Norway's sovereign wealth fund (formal name: Government Pension Fund Global) and a signatory of United Nation's Principles of Responsible Investments (UNRPI) |
| AUM (NOKm) | 2 353 |

BOND PORTFOLIO - TOP 20

| NAME | ISIN | PRICE | YIELD % | NAV % | SHORT DESCRIPTION |
|--|--------------|-------|---------|-------|--|
| 1 Stockmann Oyj Abp EO-Notes 2017(17/22) | FI4000292719 | 94.5 | 12.1% | 5.3% | Stockmann was established in 1862 and is a Finnish listed company with a market cap of EUR -90m. The company is owner of shopping malls in Finland and in the Baltics and is engaged in retail through Lindex and Stockmann department stores. The secured bond maturing in 2022 is pari passu with the bank debt. On our estimates, the secured debt is covered by the real estate assets alone. |
| 2 Siccar Point Energy Bonds PLC DL-Notes 2018(18/23) | N00010815053 | 102.2 | 8.2% | 5.2% | Siccar Point holds stakes in some of the largest oilfields in the UK sector. The company have significant production today with very long production profiles. The company is well capitalized and have solid sponsors in Blackstone and BlueWater Energy. The company has hedged significant hedging program, hence near to medium term protection against volatile oil prices. |
| 3 Kistefos AS 20-25 FRN | N00010911845 | 100.7 | 7.3% | 4.3% | Norwegian investment company, which is 100% owned by Christen Sveeas. Kistefos holds investments within financial services, Telecom & IT, commercial real estate, offshore services and other financial investments. GAV is estimated to be Nok -9bn, which implies LTV of less than 50%. |
| 4 FNG Nordic AB 19-24 | SE0012827996 | 100.1 | 7.3% | 4.0% | FNG Nordic is a Swedish e-commerce company. The bond structure is ring-fenced with no leakage and has a 100% parent guarantee from FNG NV. The credit story is deemed to be attractive due to the company's solid market position, strong cash generation, sound LTV levels and the nature of the business being less cyclical. The financial performance in 2020 has exceed expectations. |
| 5 MPC Container Ships Invest B.V. 17-22 FRN | N00010805872 | 98.6 | 7.7% | 3.7% | Pure play container shipping company with 39 vessels under the bond silo. Listed on the Oslo Stock Exchange with an mcap of NOK 2.0bn. Senior secured bond with 1st priority in the fleet. |
| 6 Wallenius Wilhelmsen ASA 20-24 FRN | N00010891971 | 104.3 | 4.9% | 3.6% | The Wallenius Wilhelmsen group is a market leader in RoRo shipping and vehicle logistics, transporting cars, trucks, rolling equipment and breakbulk around the world. The company is listed on the Oslo Stock Exchange with a market cap of NOK -10bn. The company has flexibility on their fleet and a strong liquidity position in order to navigate through current challenging market. |
| 7 Altera Shuttle Tankers LLC 19-24 | N00010866163 | 96.4 | 8.1% | 3.3% | Established in Jul 17 as a carve out from Teekay Offshore, Altera Shuttle Tankers is the world's largest owner and operator of shuttle tankers. Altera is 100% controlled by Brookfield Asset Management. The credit benefit from having a leading market position, strong earnings visibility and solid owner backing. |
| 8 Stena Ab 14-24 | USW8758PAK22 | 97.8 | 8.1% | 3.3% | Swedish conglomerate which is 100% controlled by Sten Olsson family. Stena key operations are diversified and involve ferries, shipping, real estate, drilling and private equity investments. The key credit strenghts are substantial asset backing combined with a solid liquidity position. |
| 9 Ice Group Scandinavia Holdings AS 19-23 FRN | N00010864002 | 102.3 | 7.5% | 3.1% | Ice Group Scandinavian Holdings ("ICE") is the third largest telecom company in Norway. The company is listed on the Oslo Stock Exchange with a market cap of NOK 3.2bn, majority owned by Access Industries (owned by Leonard Blavatnik). The credit benefits from strong asset backing, increasing market share in Norway and solid owners. We estimate that the company's Norwegian telecom licenses, nationwide infrastructure and customer base to be sufficient to cover the bond. |
| 10 Havilafjord AS 18-23 FRN | N00010825284 | 101.0 | 5.0% | 3.0% | The bond has 1st lien pledge in 50.1% of Fjord-1 which is a Norwegian ferry/infrastructure company which have multiple electrical ferries under construction and have long-term contracts with the Norwegian government. Havila and Vision Ridge owns 88.8% of the company and have expressed an interest in buying the remaining 11.2% share and de-list the company. A de-listing of Fjord-1 would trigger a mandatory prepayment event at an early redemption price of 106.9% of par according to the loan agreement. |
| 11 Ocean Yield ASA 19-24 Perp | N00010861594 | 98.3 | 7.1% | 2.9% | Ocean Yield is an owner of maritime assets with long-term contracts to solid counterparties. The company has a strong and diversified contract backlog which provides the credit with solid visibility. Ocean Yield is listed on the Oslo Stock Exchange with a market capitalization of NOK 4.7bn. Aker ASA (market cap NOK 37.5bn) is the largest shareholder holding 61.6% of the company. |
| 12 Seaspan Corp 21-24 | N00010920952 | 100.9 | 6.4% | 2.8% | Seaspan is the world largest provider of container vessels with a market share of -8%. The parent company is listed on the New York Stock Exchange with a market cap of USD 2.8bn. The company targets investment grade rating which coupled with a strong credit profile and the non-call bond structure calls for a solid yield compression potential in our view. |
| 13 Songa Container AS 18/21 | N00010837248 | 97.6 | 8.5% | 2.8% | Songa Container AS was established in 2017 and is an asset play focusing on the recovery of the container feeder market. The Company has acquired a fleet of 15 feeder vessels with an average age of 9 years, with sizes ranging from 1,000 TEU -5,000 TEU. The Company is backed by experienced ship-owner Arne Blystad which is deemed to be a strong sponsor. The bond is senior secured. |
| 14 Altera Shuttle Tankers LLC 17-22 | N00010801707 | 101.6 | 7.0% | 2.7% | Established in Jul 17 as a carve out from Teekay Offshore, Altera Shuttle Tankers is the world's largest owner and operator of shuttle tankers. Altera is 100% controlled by Brookfield Asset Management. The credit benefit from having a leading market position, strong earnings visibility and solid owner backing. |
| 15 Frontmatec Group FRN 19-24 | DK0030452263 | 95.0 | 8.3% | 2.5% | Frontmatec is owned by the PE firm Axcel and is one of the leading manufacturers of red meat processing equipment globally. The bond carries a coupon of EURIBOR + 575bps and is senior secured through share pledges. The credit benefits from having sound leverage metrics, diversified cash flows and less cyclicity. |
| 16 SFL Corp. Ltd 2018/2023 | US824689AG86 | 93.4 | 8.4% | 2.5% | Ship Finance is an owner of maritime assets with long-term contracts to solid counterparties. The credit benefits from strong earnings visibility, non-recourse financing and a strong majority shareholder in Mr. John Fredriksen. The company is listed on the New York Stock Exchange with a market cap of USD -700m. |
| 17 Abax Group AS 20-25 | N00010885312 | 101.9 | 6.1% | 2.4% | ABAX is a leading provider of telematics solutions primarily focusing on the SMB segment. Its clients subscribe to vehicle tracking systems, including hardware and software for fleet management and equipment control. Investcorp acutired the company from Norvestor in 2017 for NOK 1.8bn (or -18 EV/EBITDA). The credit benefits from strong underlying market growth, balance sheet being well capitalized and a strong cash conversion. |
| 18 Chip Bidco (Cegal) AS 19-24 | N00010869761 | 99.8 | 6.0% | 1.9% | Cegal is the leading provider of cloud services to the oil & gas sector. The credit benefits from having strong backlog protection, low churn and solid cash conversion. The bond is secured and implied valuation offers bondholders with substantial asset backing. |
| 19 Host Property AB 19-22 | SE0013486057 | 85.7 | 16.1% | 1.9% | Host Property is owner and operator of Hotels in Sweden. The bond is has 1st lien security in 9 hotels in Sweden. We deem the bond to have sufficient asset backing to cover the outstanding bond. |
| 20 Golar LNG Partners LP 17-22 FRN | N00010786056 | 98.9 | 11.8% | 1.9% | Golar LNG Partners is an international owner of LNG and FSRU tonnage listed at the NYC stock exchange with a market cap of USD 175m. The credit benefits from having decent revenue visibility, potential to cut dividend and a fairly strong backlog. During January, New Fortress Energy (USD 8.3bn mcap) announced that it will acquire Golar LNG Partners. Golar LNG Partners has stated that they plan to call its outstanding bonds. |
| Sum | | | 62.9% | | |

Total number of bond positions: 54 (from 46 issuers). Total number of shares: 1.

TEAM

PORTFOLIO MANAGEMENT

**MORTEN E. ASTRUP***Chief Investment Officer & Founding Partner*

- He has over 20 years of financial and asset management experience including several board positions
- Morten is responsible for:
 - Portfolio management
 - Restructuring processes
- He holds a Master in Business and Economics from the Norwegian School of Management/City University London and is authorised and regulated by the FCA

**MORTEN VENOLD***Portfolio Manager/ Analyst & Partner*

- He has 12 years of experience from research and finance
- Before Storm he worked as a credit research analyst, covering the Nordic high yield market at Arctic Securities in Oslo and before that he worked at ABG Sundal Collier and DNB in London
- Morten is responsible for:
 - Portfolio management
 - Research and daily monitoring of investment universe
- He holds a BSc in Business & Economics from the Norwegian School of Management and a MSc in Finance from Cass Business School in London

BUSINESS DEVELOPMENT / SALES

**TORE ANDERSEN***CEO & Partner*

- He has over 20 years of experience in financial advisory and sales. Before he joined Storm he founded Axir ASA (1995), which was sold in 2010
- Tore is responsible for:
 - Sales and marketing activity
 - Investor relations
- Tore holds a bachelor in Business and Economics from the Norwegian School of Management and is authorized as a financial advisor, AFR and is also authorized through Norwegian Securities Dealers Association

Contact details: +47 920 35 908 or tore@stormcapital.no

**MARCUS S. MOHR***Business Development & Partner*

- He has over 11 years of experience from investment banking and sales. Before he joined Storm he worked in the investment banking division at Citigroup in London
- Marcus is responsible for:
 - Sales and marketing activity
 - Investor relations
- Marcus holds a Master in Finance and Economics from the University of Strathclyde (Scotland) with distinction

Contact details: +47 951 35 853 or marcus@stormcapital.no

AWARDS



Winner of the Allocator/CNBC Investors Choice Awards as the Long Only Credit Fund of 2016 in the EMEA & APAC. The awards were judged by a distinguished panel of institutional investors in funds and they took into account a set of qualitative criteria covering the investment process, risk management framework and depth of research team, as well as a set of quantitative performance measures including annualized returns, volatility and maximum drawdown.

IMPORTANT INFORMATION

The material contained in this document is not to be regarded as an offer to buy or sell fund shares. The information in this document is general in nature and does not constitute legal, tax, or investment advice. Potential investors are urged to consult their professional advisers on the implications of making an investment in, holding or disposing of shares of, and the receipt of distribution from any investment. Past performance is not indicative of future results. This document has been prepared by Storm Capital Management AS and should not be considered impartial research and the views expressed may not be supported by independent analysis. The author of this document may be remunerated as a result of transactions generated by this information. Storm Capital Management AS is regulated by the Financial Supervisory Authority of Norway (org. number: 989 309 439). Its registered office is: Haakon VII's gate 5, 0161 Oslo, Norway.

Storm Fund II - Storm Bond Fund is domiciled in Luxembourg and in addition the fund is registered for distribution in Norway, Sweden, Finland, UK, Switzerland, Germany and Spain.

The fund may only be offered and this factsheet may only be distributed in Switzerland to qualified investors. Home country of the fund: Luxembourg. The representative in Switzerland is 1741 Fund Solutions AG, Burggraben 16, CH-9000 St. Gallen. Swiss Paying Agent in Switzerland is Telco AG, Bahnhofstrasse 4, CH-6430 Schwyz. The prospectus, the Key Investor Information Document, the articles of association as well as the annual [and semi-annual] reports may be obtained free of charge from the representative. In respect of the units distributed in and from Switzerland, the place of performance and jurisdiction is the registered office of the Representative.