

ABOUT THE FUND

Storm Bond Fund (UCITS) is a Nordic corporate bond fund inceptioned in September 2008. The fund holds a diversified portfolio of quality issuers in the Nordic region. The investment process is based on a top-down market screening of the universe based on relative pricing and a detailed fundamental bottom-up analysis of the individual issuers. The fund is classified as Article 8 under SFDR (ESG). The management team has extensive experience in the Nordic corporate bond market and is among the largest investors in the fund.

NET MONTHLY RETURN HISTORY (INSTITUTIONAL IC NOK SHARECLASS³, NET OF FEES)

	Jan	Feb	Mar	Apr	May	Jun	Jul	Aug	Sep	Oct	Nov	Dec	YTD
2023	1.8%	1.0%	-0.3%	1.5%	0.5%	0.2%	1.2%						5.8%
2022	0.8%	-1.0%	1.8%	1.2%	-0.0%	-1.3%	0.4%	2.5%	-0.2%	0.3%	1.2%	1.3%	7.1%
2021	3.2%	2.3%	1.1%	0.8%	0.9%	1.1%	0.8%	1.0%	0.3%	0.5%	0.2%	0.7%	13.6%
2020	0.7%	-0.4%	-21.3%	4.8%	4.0%	4.1%	0.9%	1.8%	0.5%	-0.2%	2.9%	2.3%	-3.0%
2019	1.0%	0.9%	0.8%	0.9%	-0.1%	0.1%	0.7%	-0.2%	-0.1%	0.3%	0.4%	0.9%	5.9%
2018	1.0%	0.5%	-0.4%	0.4%	0.7%	0.7%	0.1%	0.6%	0.4%	0.5%	-0.4%	-1.1%	3.1%
2017	3.4%	3.0%	2.1%	1.3%	0.6%	-1.0%	0.8%	1.2%	1.1%	0.3%	-0.2%	0.4%	13.6%
2016	-1.8%	-3.1%	6.0%	4.1%	-0.4%	0.6%	1.8%	3.3%	-0.4%	1.2%	0.1%	5.8%	18.1%
2015	-2.7%	-1.2%	-0.1%	1.5%	2.2%	0.4%	0.4%	-3.7%	-2.7%	1.3%	-0.7%	-4.2%	-9.4%
2014	1.2%	1.0%	1.0%	0.7%	0.7%	0.9%	0.7%	0.1%	-1.3%	-5.5%	-0.3%	-11.2%	-12.4%
2013	1.5% ³	0.6%	1.0%	1.0%	1.6%	0.2%	1.1%	1.0%	1.2%	0.1%	1.4%	0.9%	12.1%
2012	2.7% ²	1.7%	1.1%	1.0%	0.2%	1.0%	0.8%	1.2%	0.7%	-1.0%	1.5%	1.6%	13.0%
2011	1.9%	2.3%	2.0%	1.4%	-1.7%	-2.4%	1.0%	-2.3%	-2.6%	1.4%	0.0%	0.6%	1.5%
2010	6.2% ¹	0.8%	2.0%	3.8%	-3.4%	1.3%	1.4%	2.2%	2.8%	1.5%	1.1%	-1.0%	19.9%

Annualised returns (net of fees)	
1-year	11.3%
3-years	11.4%
5-years	5.7%
Since inception of fund	6.1%

- 1) From 1 Jan 2010, base currency EUR (hedged).
- 2) From 1 Jan 2012, base currency NOK (hedged).
- 3) From 1 Jan 2013, base currency NOK (hedged), based on institutional IC NOK share class (LU0840158496).
Past performance is no guarantee for future performance.

COMMENT BY PORTFOLIO MANAGERS

Dear investor,

Storm Bond Fund posted a positive return of 1.2% in July and is up 5.8% YTD (institutional IC NOK share class: LU0840158496).

The positive market sentiment continued through July. Mainly driven by stronger than expected GDP numbers coupled with lower-than-expected inflation from the US, which further advanced the soft-landing narrative. Risk assets measured by the Nasdaq, S&P and Stoxx 600 gained +4.0%, +3.1% and +2.0%, respectively. During the month both the FED and ECB hiked interest rates by 25bps as expected, while 10Y sovereign bond yields in the US and Germany ticked higher by some 10bps. In the corporate bond market, spreads tighten across the board for both IG and HY. On a total return basis, European and US HY returned +1.1% and +0.6% on the month.

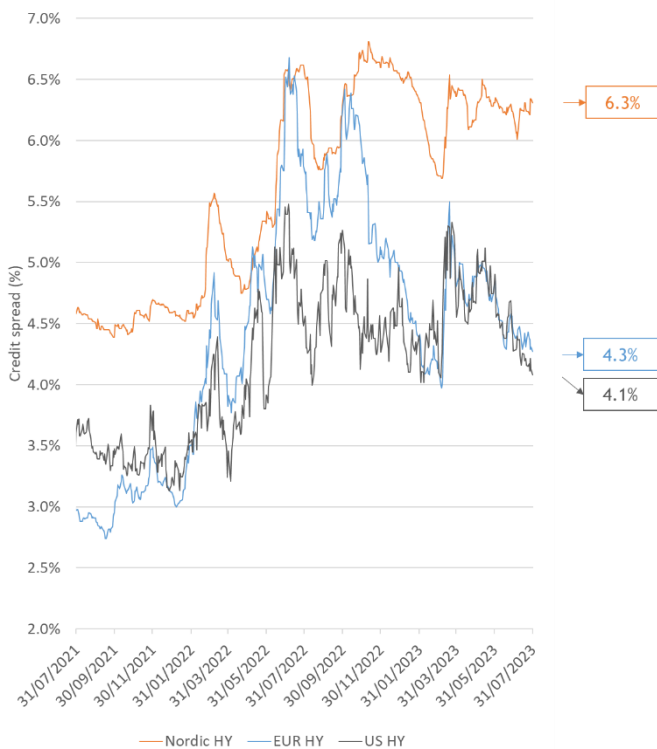
The Nordic high yield market delivered positive returns during July and Storm Bond Fund generating +1.2%. As expected, the market was calm in terms of company specific news flow, new bond issues and trading activity due to summer holidays in our region. The performance differential to other international markets were driven by the Nordic market offering a higher credit spread combined with significantly lower modified duration. Nordic credit spreads remained more or less unchanged due to the aforementioned low activity and the Nordic credit spread premium has further increased relative to the international high yield markets and are currently at +200 bps (illustrated in bottom left chart on next page). The fund's largest positive contributions in addition to coupon carry came from our energy services exposure.

During the month, Jacktel announced that it has refinanced its outstanding secured bonds maturing in December 2023. The bonds will be called at 101% in August. We have replaced Jacktel with Borr Drilling 1st lien bonds maturing in February 2026. The bonds are currently trading around par and carries a coupon of 9.25%. The credit is supported by 1st lien security in three modern and high specification assets, parent guarantees (NOK 22bn market capitalization) and a strong underlying market which has resulted in significantly increased cash flow visibility.

The yield level in the portfolio is currently at 8.6% in NOK (including -9% in cash). We continue with our selective bottom-up approach targeting companies with strong cash flow visibility/debt service capacity combined with sensible capital structures. We have high-graded the portfolio substantially during the last 12-months and we deem that the credit quality in the portfolio is robust and resilient. This is illustrated by our portfolio holdings having a weighted leverage level and interest coverage ratio of ~3.8x (similar to US BB-) and ~5.7x (similar to US BBB+). We therefore believe that the current risk/reward is attractive and more than compensating us for recession risks in today's environment. The credit and modified duration are currently at 2.1 years and 0.9 years, respectively, which gives less sensitivity to changes in credit spreads and interest rates. Central to our risk management approach is also a robust liquidity buffer which enables us to manage through unforeseen volatility and continue to act on attractive investment opportunities.

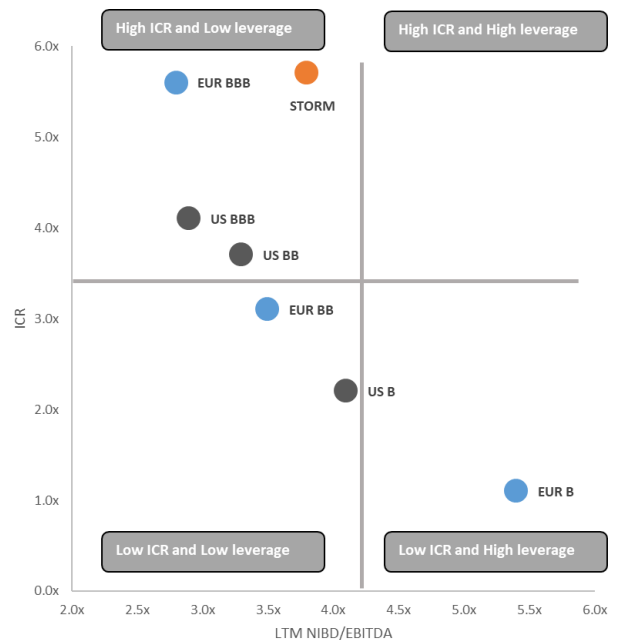
As communicated in the previous monthly report - the fund is now classified as an Article 8 under SFDR (ESG). As this ESG methodology and framework already has been well integrated into our investment process for a long time it will not change the management style of the fund.

CREDIT SPREAD DEVELOPMENT (LAST 2-YEARS)



Source: Bloomberg, as of 31/07/2023.
 Nordic HY (DNB's High Yield Index, Bloomberg ticker: DNBHYH Index).
 European HY ETF (iShares European HY ETF, Bloomberg ticker: HIGHEUR EU equity).
 US HY ETF (iShares iBoxx ETF, Bloomberg ticker: IBOXHY).

LEVERAGE (LTM NIBD/EBITDA) VS. INTEREST COVERAGE RATIOS (ICR)

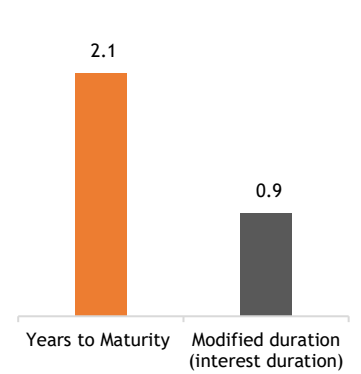
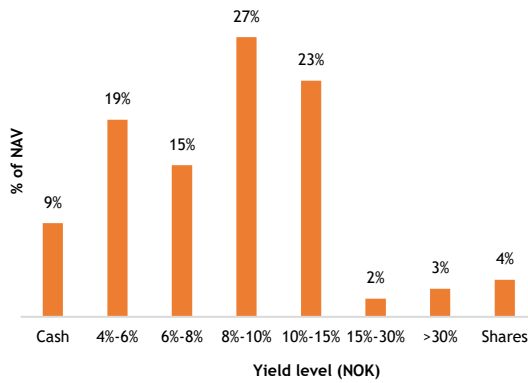
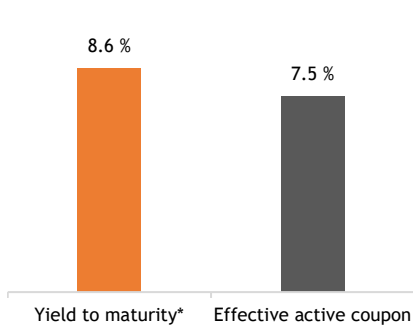


Source: Bloomberg, Storm Capital Management as of 28/04/2023.
 * For Storm cash above 10% is assumed invested at metrics equal to the unweighted avg. of the fund. In addition, some high-grade bonds with ICR of >60x has been excluded to not inflate the figures.

YIELD & COUPON (NOK)

YIELD DISTRIBUTION (NOK)

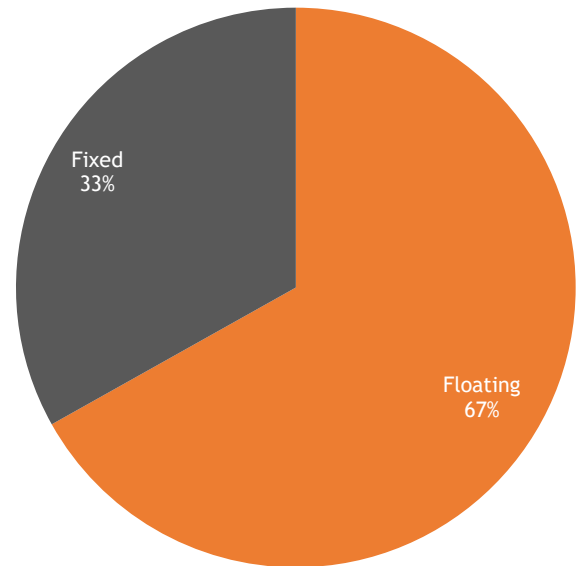
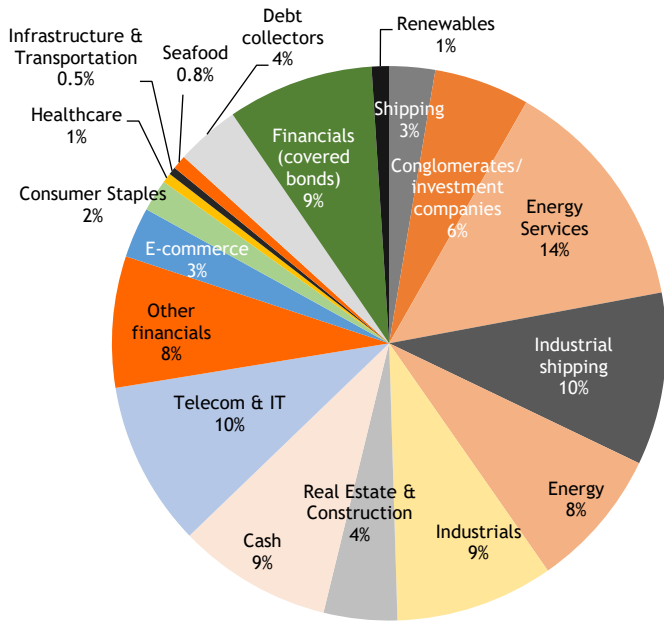
MATURITY / DURATION (YEARS)



* individual bonds capped at 30% in calculation.

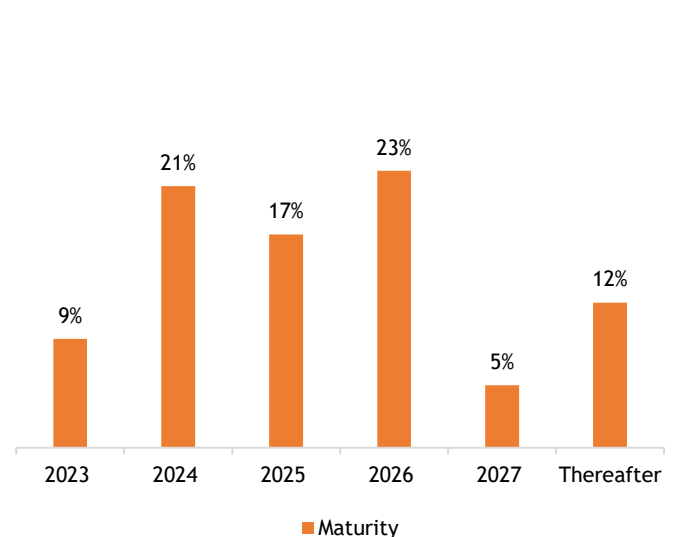
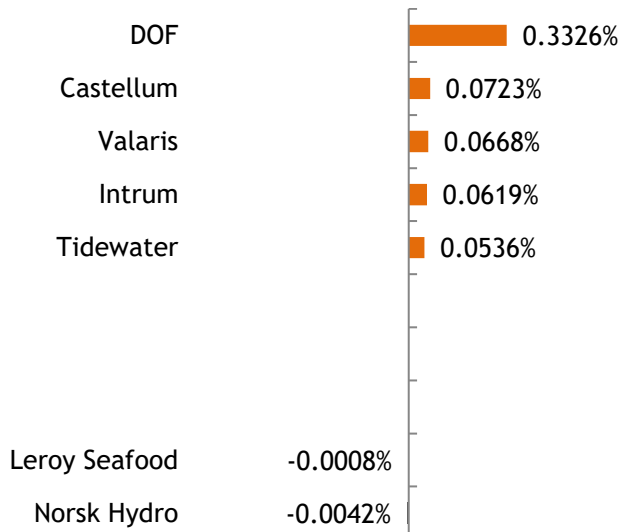
SECTOR ALLOCATION

FLOATING VS. FIXED RATES

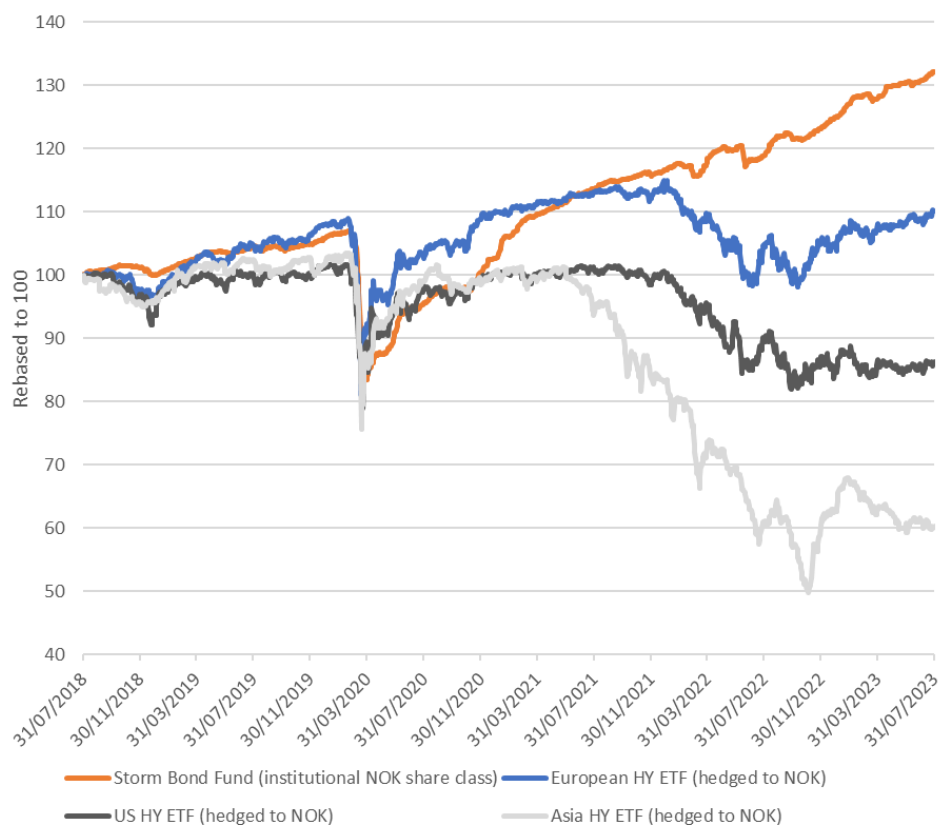


CONTRIBUTION ANALYSIS (top 5 / bottom 5)

MATURITY PROFILE



TOTAL RETURN - STORM BOND FUND VS. US, EUROPEAN & ASIAN HIGH YIELD (LAST 5-YEARS)



Performance	Storm HY	European HY	US HY	Asian HY
YTD	5.8%	5.3%	1.9%	-3.7%
1-year	11.3%	5.3%	-4.3%	-1.1%
3-year (ann.)	11.4%	2.3%	-4.2%	-15.2%
5-years (ann.)	5.7%	1.9%	-2.9%	-9.6%

Risk - 5 years (ann.)				
Vol. (std dev.)	4.0%	9.4%	10.5%	13.3%
Sharpe*	1.4x	0.2x	n.m.	n.m.

Source: Bloomberg as of 31/07/2023.
 Storm Bond Fund IC NOK (ISIN: LU0840158496).
 European HY ETF (hedged to NOK) (iShares European HY ETF, Bloomberg ticker: HIGHEUR EU equity).
 US HY ETF (hedged to NOK) (iShares iBoxx ETF, Bloomberg ticker: IBOXHY).
 Asia HY ETF (hedged to NOK) (iShares USD Asia High Yield Bond ETF, Bloomberg ticker: AHYG SP Equity).
 * Sharpe calculated as 5-years (ann.)/Vol. (std dev.)
 Past performance is no guarantee of future results.

PRICES FOR DIFFERENT SHARE CLASSES

SHARE CLASSES	ISIN	PRICE
ACCUMULATION SHARE CLASSES*		
Institutional NOK (ICN)	LU1382364716	163.72
Institutional NOK	LU0840158496	162.88
Institutional USD	LU0840159387	149.13
Institutional EUR	LU0840158900	130.50
Institutional SEK	LU0840159544	139.70
Institutional CHF	LU1076701652	120.98
Retail NOK (RCN)	LU1382364633	170.56
Retail NOK	LU0740578702	170.49
Retail SEK	LU0840159460	139.79
Retail GBP	LU0840159890	142.49
Retail EUR	LU0840158819	131.43

DISTRIBUTION SHARE CLASSES*		
Institutional NOK	LU1915698069	105.40

* share classes in other currencies to be opened on demand from investors.

OTHER INFORMATION

Share classes	NOK, SEK, EUR, USD, GBP, CHF (all hedged)
Domicile	Luxembourg
Investment Manager	Storm Capital Management AS
Administrator	Hauck & Aufhäuser Asset Management Services
Custodian Bank	Hauck & Aufhäuser Fund Platforms S.A.
Management Fee	Retail: 0.75% Institutional: 0.5%
Performance Fee	10% (high water mark)
Redemption Fee	0.25% (accrues to the fund)
Minimum Investment	Institutional (NOK 15m)
Liquidity	Daily
Auditor	KPMG
VPS-registered	For Norwegian clients
ESG classification (SFDR)	Article 8
AUM (NOKm)	5 898

BOND PORTFOLIO - TOP 20

NAME	ISIN	PRICE	YIELD %	NAV %	SHORT DESCRIPTION
1 American Tanker Inc. 20-25	NO0010886328	97.4	9.7%	2.4%	American Shipping company owns 10x modern US Jones Act Tankers. The Company is listed on the Oslo Stock Exchange with an mcap of -NOK 2.9bn. All vessels chartered out on bareboat contracts. Estimated EBITDA backlog covers majority of net debt. Strong financial sponsor in Aker ASA.
2 Bluewater Holding B.V. 22-26	NO0012740234	101.2	12.1%	2.4%	Bluewater is a fully integrated FPSO provider and developer of SPM systems with operations dating back to the early 80s. Today, the company owns 5x FPSO, of which 3x are currently operating on firm contracts. The credit benefits from having strong cash flow visibility, solid operational track-record and a well structured bond agreement which limits residual value risk for bondholders.
3 Odfjell Drilling 23-28	NO0012921172	101.0	9.2%	2.3%	Odfjell Drilling is a leading provider of energy services in the North Sea and is listed on Oslo Stock Exchange with a mcap of -NOK 7.0bn. The credit benefit from a strong collateral package comprised of two high spec rigs under long term contracts with Equinor. Further, the current EBITDA backlog of the collateral rigs covers the bond by more than 100%, resulting in strong cash flow visibility and debt service capabilities. We estimate 60% LTV at issuance, which will decline towards 35% at maturity through scheduled amortization. This combined with a strong ownership base, long track-record, ESG focus and strong outlook, is deemed to make the credit story attractive.
4 Stena Ab 14-24	USW8758PAK22	99.9	7.5%	2.1%	Swedish conglomerate which is 100% controlled by Sten Olsson family. Stena key operations are diversified and involve ferries, shipping, real estate, drilling and private equity investments. The key credit strengths are substantial asset backing combined with a solid liquidity position.
5 Tidewater Inc. 23-28	NO0012952235	101.9	10.4%	2.0%	Tidewater is one of the largest providers of offshore supply vessels and marine support services globally with a market cap. of -USD 3.2bn. The credit benefits from the company's strong market position paired with solid free cash flow visibility and low loan-to-value in an improving market.
6 B2 Holding ASA FRN 22-26	NO0012704107	98.1	12.3%	2.0%	B2 is a leading Nordic debt collector with a market cap. of -NOK 2.7bn. The credit case is backed by i) strong balance sheet with 2.4x leverage and a robust liquidity position exceeding NOK 3bn, ii) significant debt service capacity with ICR at -7x and iii) Nordic exposure and industry leading cash EBITDA margins of -70%.
7 Chip Bidco (Cegal) AS 19-24	NO0010869761	101.3	9.2%	1.9%	Cegal is the leading provider of cloud services to the oil & gas sector. The credit benefits from having strong backlog protection, low churn and solid cash conversion. The bond is secured and implied valuation offers bondholders with substantial asset backing.
8 Norske Skog ASA FRN 21-26	NO0010966065	103.6	8.7%	1.9%	Norske Skog is one of the leading global producers of newsprint and magazine paper. The group has about 8% market share for newsprint and -3-5% for magazine paper. The Company is listed on the Oslo Stock Exchange with a market cap. of -NOK 4.3bn. Norske Skog has one EUR 125m senior secured bond outstanding maturing in 2026 which is carrying a coupon of EURIBOR + 600bps. The credit benefits from having low leverage and solid cash conversion.
9 Jordanes Investments AS 22-26 FRN	NO0012433301	98.0	11.3%	1.9%	Jordanes Investments is a consumer focused investment firm with exposure to robust and resilient non-discretionary consumer products. The company has a diversified portfolio of well-recognised consumer brands and restaurants in the Scandinavian market. The credit benefits from a strong and proven management team, resilient cash flow and strong cash conversion.
10 Kistefos AS 20-25 FRN	NO0010911845	105.9	8.6%	1.8%	Norwegian investment company, which is 100% owned by Mr. Christen Sveeas. Kistefos holds investments within financial services, Telecom & IT, commercial real estate, offshore services and other financial investments. GAV is estimated to be NOK -14bn, which implies LTV of less than 40%.
11 GLX Holding AS 23/27 FRN	NO0012838970	104.1	10.0%	1.8%	Glamox is a leading global provider of professional lightening systems. The bond is senior secured and carries a coupon of N+675bps. The credit profile is supported by moderate leverage, solid cash conversion and a leading market position. In addition it has solid financial sponsors in Triton and Mr. Erik Must.
12 Foxway 23-28	SE0020540219	99.9	11.7%	1.7%	Foxway is a provider of circular IT solutions. The offering includes sourcing the IT equipment to recollection, refurbishment, and recycling. The company, which is majority owned by Nordic Capital, was established in 2009 and has a global footprint being active in more than 120 countries. The credit benefits from having a strong 1st lien bond structure, attractive implied valuation, solid underlying market growth supported by increased regulatory push for circular IT solutions and a solid sponsor in Nordic Capital which has contributed with a substantial equity contribution.
13 International Petroleum Corp 22-27	NO0012423476	94.0	9.7%	1.7%	International Petroleum Corporation (IPC) is an international energy company with a portfolio of production assets. The company is listed in Sweden with a market cap. of -SEK 12.7bn. IPC is part of the Lundin Group of companies and the Lundin Family and management owns in excess of 30%. The bond is officially rated a B+ by S&P. The credit benefits from modest leverage levels, strong asset backing and free cash flow generation.
14 Seapeak 20-25 FRN	NO0010891559	102.1	8.7%	1.6%	Seapeak is one of the largest owner and operators of LNG transportation assets with 90 vessels. The company is 100% owned by Stonepeak. The credit benefits from having a moderate balance sheet paired with a significant revenue backlog.
15 Borr Drilling Ltd 23-26	NO0012829755	100.7	9.7%	1.6%	Borr Drilling is an international drilling contractor owning and operating jack-up rigs of modern and high-specification designs listed on Oslo Stock Exchange and New York Stock Exchange with a mcap of -NOK 22bn. The credit is supported by 1st lien security in three modern and high specification assets, parent guarantees and a strong underlying market which has resulted in significantly increased cash flow visibility.
16 DNB Bank ASA 19-24	XS2075280995	95.1	9.1%	1.5%	DNB is Norway's largest bank with a market capitalization of NOK -322bn and a CET1 ratio per end-Q1/23 of 18.76%. The AT1 bonds are subordinated with call date on November 11th, 2024. We see limited call risk on the back of the strong balance sheet, robust underlying profitability, and a well-diversified lending book.
17 Seapeak LLC 18-23	NO0010830979	100.2	5.1%	1.5%	Seapeak is one of the largest owner and operators of LNG transportation assets with 90 vessels. The company is 100% owned by Stonepeak. The credit benefits from having a moderate balance sheet paired with a significant revenue backlog.
18 Sanoma OYJ 23-26	FI4000549563	102.0	8.8%	1.4%	Sanoma is Finland's #1 media corporation and the leading European supplier of K12 learning services. The company is listed on the Helsinki stock exchange with a market cap of -EUR 1.2bn. The hybrid notes carry a coupon of 8% and has a coupon step-up of 5% if not called. The credit is backed by its leading market position in Finland and Europe, solid cash conversion and moderate leverage metrics of 3.2x.
19 Ellos Group AB 19-24	SE0012827996	78.3	30.0%	1.4%	Ellos Group is a Swedish e-commerce company. The bond structure is ring-fenced with no leakage. The credit story is deemed to be attractive due to the company's solid market position, strong cash generation, sound LTV levels and tight bond structure.
20 Navigator Holdings Ltd. 20-25	NO0010891955	100.0	8.4%	1.4%	Navigator owns and operates the world's largest fleet of handysize gas carries with a market cap of -USD 1bn. The fleet was recently expanded through the merger with Ultragas back in 2021 and the fleet is now comprised of 56 ships. The company plays a vital part in the liquefied gas supply chain. The credit benefits from having strong credit metrics, significant debt service capacity and robust underlying market fundamentals.
Sum			36.3%		

Total number of issuers: 62.

TEAM

PORTFOLIO MANAGEMENT



MORTEN E. ASTRUP

Chief Investment Officer & Founding Partner

- Founded Storm in 2006 and has over 25 years of financial and asset management experience including several board positions
- Morten is responsible for:
 - Portfolio management
 - Restructuring processes
- He holds a Master in Business and Economics from the Norwegian School of Management/City University London and is authorised and regulated by the FCA



MORTEN VENOLD

Portfolio Manager & Partner

- Joined Storm in 2015 and has over 15 years of experience from asset management and credit research
- Before Storm he worked as a credit research analyst, covering the Nordic high yield market at Arctic Securities in Oslo and before that he worked at ABG Sundal Collier and DNB in London
- Morten is responsible for:
 - Portfolio management
 - Research and daily monitoring of investment universe
- He holds a BSc in Business & Economics from the Norwegian School of Management and a MSc in Finance from Cass Business School in London



GUSTAF AMLE

Portfolio Manager

- Joined Storm in 2022 and has 7 years of experience from investment banking and credit research
- Previous experience as a partner and credit research analyst at Fearnley Securities
- Gustaf is responsible for:
 - Portfolio management
 - Research and daily monitoring of investment universe
- Gustaf holds a BSc in Business and Economics from Lancaster University and a MSc in Economics from Imperial College London

BUSINESS DEVELOPMENT / SALES



MARCUS S. MOHR

Business Development & Partner

- Joined Storm in 2012 and has over 14 years of experience from investment banking and business development. Before Storm, he worked in the investment banking division at Citigroup in London
- Marcus is responsible for:
 - Business development/sales
 - Investor relations
- Marcus holds a Master in Finance and Economics from the University of Strathclyde (Scotland) with distinction

Contact details: +47 951 35 853 or marcus@stormcapital.no



TORE ANDERSEN

CEO & Partner

- Joined Storm in 2012 and has over 25 years of experience in financial advisory and sales. Before Storm, he founded Axir ASA (1995), which was sold in 2010
- Tore is responsible for:
 - Sales and marketing activity
 - Investor relations
- Tore holds a bachelor in Business and Economics from the Norwegian School of Management and is authorized as a financial advisor, AFR and is also authorized through Norwegian Securities Dealers Association

Contact details: +47 920 35 908 or tore@stormcapital.no

COMPLIANCE / OPERATIONS



DAGFINN SUNDAL

Compliance / CFO / Risk Management

- 10 years of auditing, compliance and controlling experience
- Previous experience from Schibsted and Ernst & Young
- Dagfinn is responsible for:
 - Compliance
 - Administration
 - Risk management
- Dagfinn holds a MSc in Business and Economics, and a MSc in Professional Accountancy from the Norwegian Business School (BI)



BERIT M. ISHAUG

Accounting / Back-office

- 25+ years of accounting and admin experience
- Previous experience from Arctic Securities
- Berit is responsible for:
 - Accounting
 - Back office
- Berit holds a BSc in Business and Economics from the Norwegian Business School (BI)

INDUSTRY AWARDS



IMPORTANT INFORMATION

The material contained in this document is not to be regarded as an offer to buy or sell fund shares. The information in this document is general in nature and does not constitute legal, tax, or investment advice. Potential investors are urged to consult their professional advisers on the implications of making an investment in, holding or disposing of shares of, and the receipt of distribution from any investment. Past performance is not indicative of future results. This document has been prepared by Storm Capital Management AS and should not be considered impartial research and the views expressed may not be supported by independent analysis. The author of this document may be remunerated as a result of transactions generated by this information. Storm Capital Management AS is regulated by the Financial Supervisory Authority of Norway (org. number: 989 309 439). Its registered office is: Dronning Mauds gate 3, 0250 Oslo, Norway.

Storm Fund II - Storm Bond Fund is domiciled in Luxembourg and in addition the fund is registered for distribution in Norway, Sweden, Finland, UK, Switzerland, Germany and Spain.

The fund may only be offered and this factsheet may only be distributed in Switzerland to qualified and non-qualified investors. Home country of the fund: Luxembourg. The representative in Switzerland is 1741 Fund Solutions AG, Burggraben 16, CH-9000 St. Gallen. Swiss Paying Agent in Switzerland is Tellico AG, Bahnhofstrasse 4, CH-6430 Schwyz. The prospectus, the Key Investor Information Document, the articles of association as well as the annual and semi-annual reports may be obtained free of charge from the representative. In respect of the units distributed in and from Switzerland, the place of performance and jurisdiction is the registered office of the Representative.