

ABOUT THE FUND

Storm Bond Fund (UCITS) is a Nordic corporate bond fund inceptioned in September 2008. The fund holds a diversified portfolio of quality issuers in the Nordic region. The investment process is based on a top-down market screening of the universe based on relative pricing and a detailed fundamental bottom-up analysis of the individual issuers. The fund is classified as Article 8 under SFDR (ESG). The management team has extensive experience in the Nordic corporate bond market and is among the largest investors in the fund.

NET MONTHLY RETURN HISTORY (INSTITUTIONAL IC NOK SHARECLASS³, NET OF FEES)

	Jan	Feb	Mar	Apr	May	Jun	Jul	Aug	Sep	Oct	Nov	Dec	YTD
2024	1.0%	0.6%	1.0%	0.6%	0.7%	0.8%	0.6%						5.4%
2023	1.8%	1.0%	-0.3%	1.5%	0.5%	0.2%	1.2%	1.2%	0.6%	0.3%	0.8%	1.3%	10.4%
2022	0.8%	-1.0%	1.8%	1.2%	-0.0%	-1.3%	0.4%	2.5%	-0.2%	0.3%	1.2%	1.3%	7.1%
2021	3.2%	2.3%	1.1%	0.8%	0.9%	1.1%	0.8%	1.0%	0.3%	0.5%	0.2%	0.7%	13.6%
2020	0.7%	-0.4%	-21.3%	4.8%	4.0%	4.1%	0.9%	1.8%	0.5%	-0.2%	2.9%	2.3%	-3.0%
2019	1.0%	0.9%	0.8%	0.9%	-0.1%	0.1%	0.7%	-0.2%	-0.1%	0.3%	0.4%	0.9%	5.9%
2018	1.0%	0.5%	-0.4%	0.4%	0.7%	0.7%	0.1%	0.6%	0.4%	0.5%	-0.4%	-1.1%	3.1%
2017	3.4%	3.0%	2.1%	1.3%	0.6%	-1.0%	0.8%	1.2%	1.1%	0.3%	-0.2%	0.4%	13.6%
2016	-1.8%	-3.1%	6.0%	4.1%	-0.4%	0.6%	1.8%	3.3%	-0.4%	1.2%	0.1%	5.8%	18.1%
2015	-2.7%	-1.2%	-0.1%	1.5%	2.2%	0.4%	0.4%	-3.7%	-2.7%	1.3%	-0.7%	-4.2%	-9.4%
2014	1.2%	1.0%	1.0%	0.7%	0.7%	0.9%	0.7%	0.1%	-1.3%	-5.5%	-0.3%	-11.2%	-12.4%
2013	1.5% ³	0.6%	1.0%	1.0%	1.6%	0.2%	1.1%	1.0%	1.2%	0.1%	1.4%	0.9%	12.1%
2012	2.7% ²	1.7%	1.1%	1.0%	0.2%	1.0%	0.8%	1.2%	0.7%	-1.0%	1.5%	1.6%	13.0%
2011	1.9%	2.3%	2.0%	1.4%	-1.7%	-2.4%	1.0%	-2.3%	-2.6%	1.4%	0.0%	0.6%	1.5%
2010	6.2% ¹	0.8%	2.0%	3.8%	-3.4%	1.3%	1.4%	2.2%	2.8%	1.5%	1.1%	-1.0%	19.9%

Annualised returns (net of fees)

1-year	9.9%
3-years	8.5%
5-years	6.8%
Since inception of fund	6.3%

- 1) From 1 Jan 2010, base currency EUR (hedged).
 - 2) From 1 Jan 2012, base currency NOK (hedged).
 - 3) From 1 Jan 2013, base currency NOK (hedged), based on institutional IC NOK share class (LU0840158496).
- Past performance is no guarantee for future performance.

COMMENT BY PORTFOLIO MANAGERS

Dear investor,

Storm Bond Fund posted a positive return of 0.6% in July and is up 5.4% YTD (institutional IC NOK share class: LU0840158496).

July saw modest gains in risk assets, with the S&P 500 and STOXX 600 up +1.1% and +1.3%, respectively, while the Nasdaq fell -0.8% due to a reversal in the AI trade. Sentiment weakened in the second half of the month, followed by more volatility in the start of August. Long-term interest rates declined as the market anticipates that the Fed will start cutting rates in September. Current forward pricing suggests over four cuts (~110bps) by year-end and eight cuts (~200bps) within the next 12 months. In the corporate bond market, U.S. HY returned +1.9% and European HY gained +1.2%. Stable credit spreads, combined with lower interest rates, drove the positive returns.

The Nordic high yield market delivered positive returns in July, with Storm Bond Fund up +0.6%, driven mainly by coupon carry. As expected, new bond issuance was subdued due to the summer holidays in the Nordic region.

During the month, our position in Fiven ASA was called early. We initially acquired these bonds during the refinancing of the previous outstanding bonds. Since then, the bonds have carried a coupon of 3m EURIBOR + 670 basis points. The bonds were called at 103.35 following the acquisition of Fiven ASA by Kymera International, a portfolio company of Palladium Equity Partners.

In June, Ellos AB announced the successful refinancing of their secured bonds due in July with a new three-year secured bond. This bond issuance was contingent upon a SEK 300 million equity contribution. However, in July, the company surprisingly disclosed that its main owner had failed to make the required equity contribution. Consequently, the bonds, which were initially trading at par, dropped to approximately 85% of their par value. We continue to favor our exposure to Ellos AB due to several key factors. The company's implied valuation is 5x EV/EBITDA, significantly lower than the 10x multiple of its peers, offering a compelling value. Ellos AB generates robust free cash flow before debt service and has stronger credit metrics now compared to when the bonds were issued in 2019. Additionally, Ellos AB's strong brand presence in the Nordic region supports its market position.

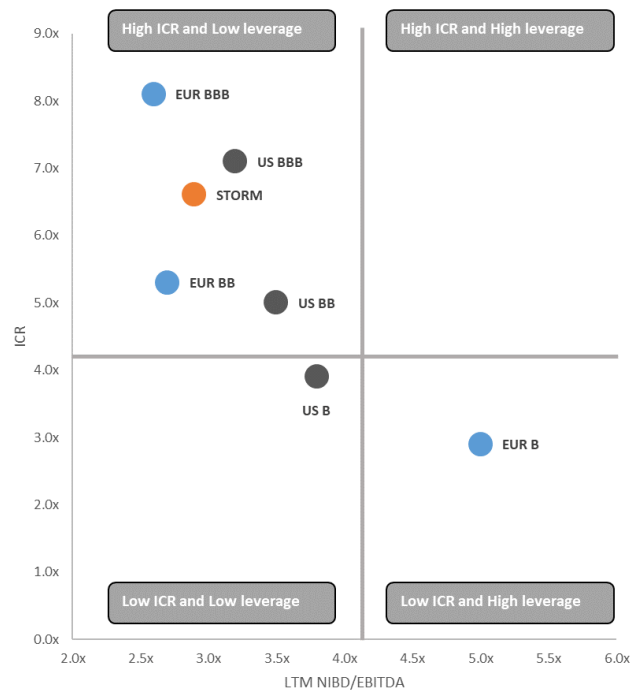
We continue to focus on our diligent bottom-up fundamental credit analysis complemented by a disciplined risk management approach. Our method targets issuers offering attractive implied valuations, bolstered by sound balance sheets and solid interest coverage ratios. As a result, we have consistently high graded the portfolio, ensuring it's well diversified across industries with quality Nordic issuers that are resilient to shifts in inflation and interest rate expectations. The current yield in the portfolio stands at 7.6% in NOK (incl. 10% cash), and we consider the risk/reward profile to be attractive, given that the portfolio's weighted average credit metrics align with BB/BBB credits. This, along with maintaining a prudent cash position between 5-10%, enables us to navigate unforeseen volatility and seize attractive investment opportunities.

CREDIT SPREAD DEVELOPMENT (LAST 2-YEARS)



Source: Bloomberg, as of 31/07/2024.
 Nordic HY (DNB's High Yield Index, Bloomberg ticker: DNBHYH Index).
 European HY (Bloomberg Pan-European High Yield Index, Bloomberg ticker: LP02OAS Index).
 US HY (Bloomberg US Corporate High Yield Index, Bloomberg ticker: LF98OAS Index).

LEVERAGE (LTM NIBD/EBITDA) VS. INTEREST COVERAGE RATIOS (ICR)

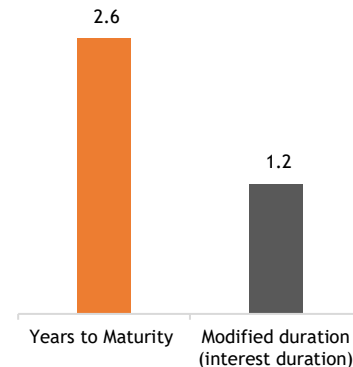
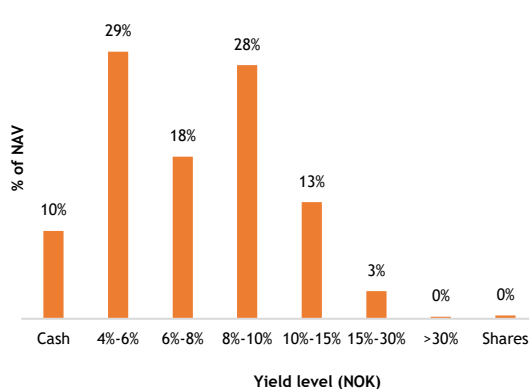
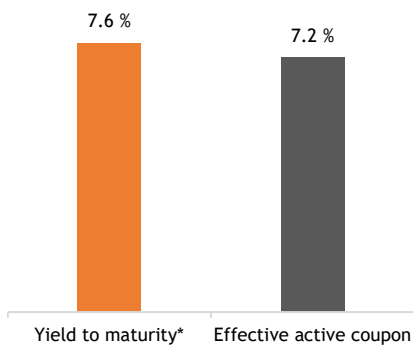


Source: Bloomberg, Storm Capital Management as of 31/03/2024.

YIELD & COUPON (NOK)

YIELD DISTRIBUTION (NOK)

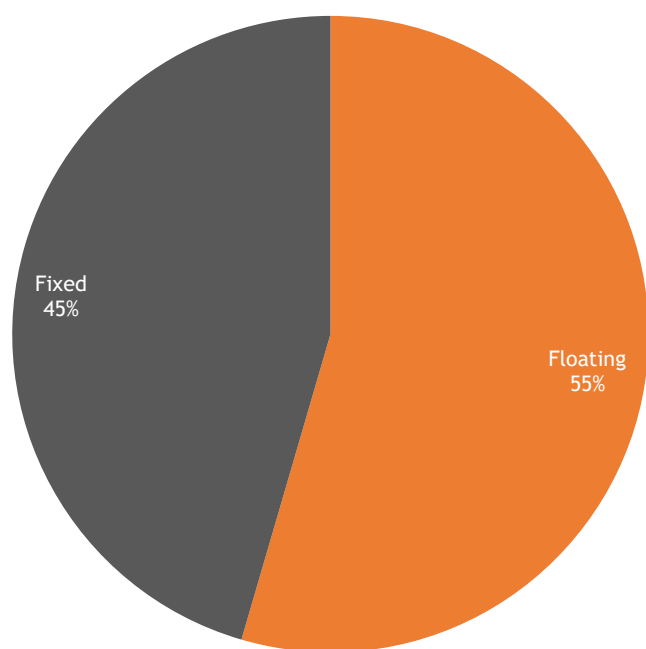
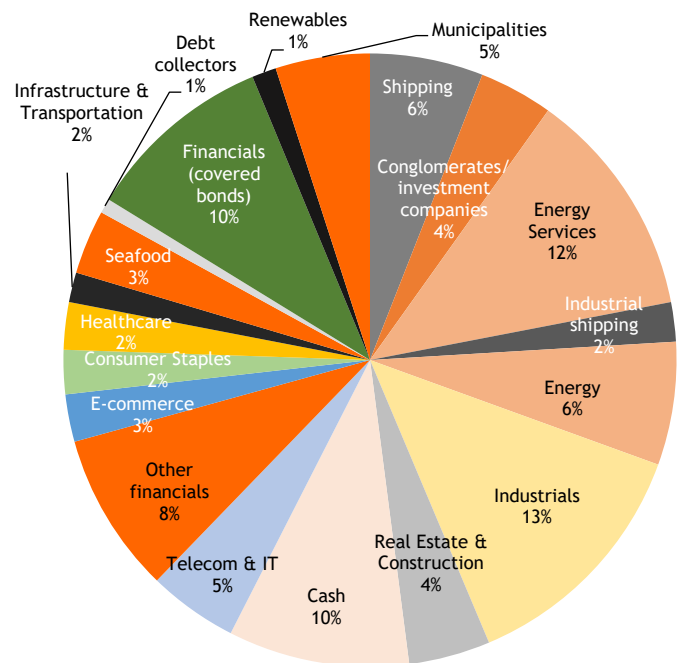
MATURITY / DURATION (YEARS)



* individual bond spreads capped at 30% in calculation.

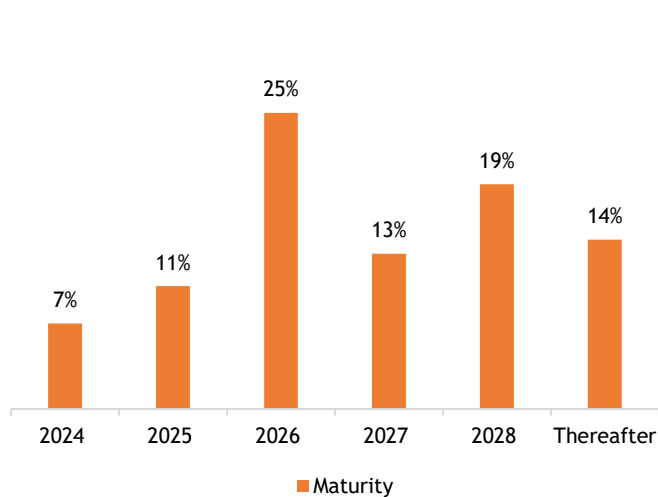
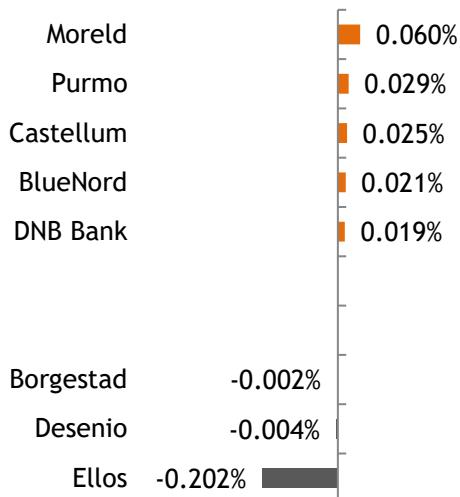
SECTOR ALLOCATION

FLOATING VS. FIXED RATES

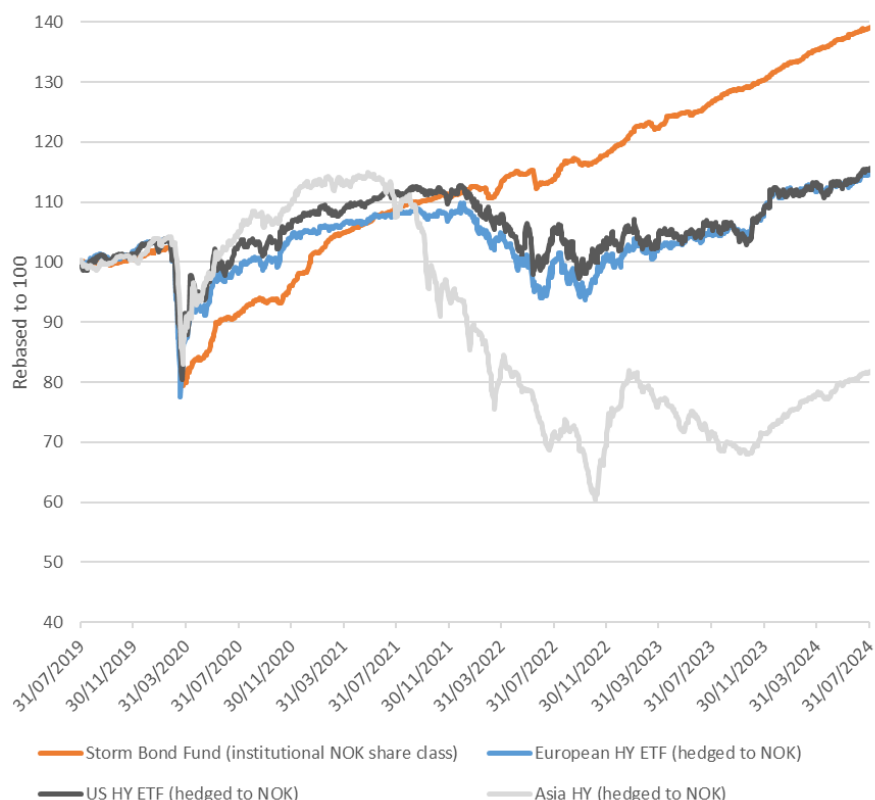


CONTRIBUTION ANALYSIS (top 5 / bottom 5)

MATURITY PROFILE



TOTAL RETURN - STORM BOND FUND VS. US, EUROPEAN & ASIAN HIGH YIELD (LAST 5-YEARS)



Performance	Storm HY	European HY	US HY	Asian HY
YTD	5.4%	2.8%	3.2%	11.7%
3-months	2.1%	2.4%	3.4%	5.4%
6-months	4.4%	2.7%	3.5%	8.5%
1-year	9.9%	9.1%	8.6%	14.0%
3-year (ann.)	8.5%	2.0%	1.2%	-8.7%
5-years (ann.)	6.8%	2.8%	2.9%	-3.9%

Risk	Storm HY	European HY	US HY	Asian HY
1 yr - vol. (std dev.)	0.7%	4.1%	5.6%	4.1%
1 yr - sharpe	6.9x	1.1x	0.7x	2.3x
3 yr - vol. (std dev.)	1.6%	7.0%	7.9%	9.6%
3 yr - sharpe	3.4x	n.m.	n.m.	n.m.
5 yr - vol. (std dev.)	4.0%	9.4%	9.8%	9.7%
5 yr - sharpe	1.2x	0.1x	0.1x	n.m.

Source: Bloomberg as of 31/07/2024.
 Storm Bond Fund IC NOK (ISIN: LU0840158496).
 European HY ETF (hedged to NOK) (iShares European HY ETF, Bloomberg ticker: HIGHEUR EU equity).
 US HY ETF (hedged to NOK) (iShares US HY ETF, Bloomberg ticker: IHYA LN equity).
 Asia HY ETF (hedged to NOK) (Blackrock Asian High Yield Bond Fund, Bloomberg ticker: BGAHA2U equity).
 Sharpe calculated as: (annualised return - average 3m interest rates) / vol. (std dev.)
 Past performance is no guarantee of future results.

PRICES FOR DIFFERENT SHARE CLASSES

SHARE CLASSES	ISIN	PRICE
ACCUMULATION SHARE CLASSES*		
Institutional NOK (ICN)	LU1382364716	179.92
Institutional NOK	LU0840158496	178.95
Institutional USD	LU0840159387	164.98
Institutional EUR	LU0840158900	142.45
Institutional SEK	LU0840159544	152.32
Institutional CHF	LU1076701652	129.11
Retail NOK (RCN)	LU1382364633	187.02
Retail NOK	LU0740578702	186.81
Retail SEK	LU0840159460	152.04
Retail GBP	LU0840159890	156.85
Retail EUR	LU0840158819	142.94

DISTRIBUTION SHARE CLASSES*		
Institutional NOK	LU1915698069	109.91
Institutional EUR	LU2557557738	100.77

* share classes in other currencies to be opened on demand from investors.

OTHER INFORMATION

Share classes	NOK, SEK, EUR, USD, GBP, CHF (all hedged)
Domicile	Luxembourg
Investment Manager	Storm Capital Management AS
Administrator	Hauck & Aufhäuser Fund Services S.A.
Custodian Bank	Hauck Aufhäuser Lampe Privatbank AG
Management Fee	Retail: 0.75% Institutional: 0.5%
Performance Fee	10% (high water mark)
Redemption Fee	0.25% (accrues to the fund)
Minimum Investment	Institutional (NOK 15m)
Liquidity	Daily
Auditor	KPMG
VPS-registered	For Norwegian clients
ESG classification (SFDR)	Article 8
AUM (NOKm)	9 466

BOND PORTFOLIO - TOP 20

NAME	ISIN	PRICE	YIELD %	NAV %	SHORT DESCRIPTION
1 DNB Bank ASA 19-24	XS2075280995	99.4	7.0%	2.4%	DNB is Norway's largest bank with a market capitalization of NOK -321bn and a CET1 ratio per end-Q1/24 of 19.0%. The AT1 bonds are subordinated with call date on November 11th, 2024. We see limited call risk as these bonds were re-financed in 2Q/24. DNB is a well-capitalized bank with robust underlying profitability and operates with a well-diversified lending book.
2 Shearwater GeoServices AS 24-2NO0013182766		99.1	10.1%	2.0%	Shearwater is a global provider of marine geophysical services. The company owns and operates a fleet of 23 vessels making them the largest seismic operator in the world. We deem the credit story attractive due to 1) strong cash flow generation, 2) well capitalized balance sheet and 3) strong market position in a consolidated seismic vessel market.
3 NES Firecroft AS	NO0012554692	106.1	8.9%	1.9%	Nes Firecroft is a global workforce provider specializing in engineering staffing and solution provider for highly technical industries. The credit case is supported by 1) robust balance sheet with leverage now at -2.5x, 2) modest LTV at -50%, 3) robust cash flow generation and 4) the net working capital position adds a large cushion for bonds.
4 Tidewater Inc. 23-28	NO0012952227	108.2	8.2%	1.8%	Tidewater is one of the largest providers of offshore supply vessels and marine support services globally with a market cap. of -USD 4.6bn. The credit benefits from the company's strong market position paired with solid free cash flow visibility and low loan-to-value in an improving market.
5 International Petroleum Corp 22-27	NO0012423476	98.5	8.2%	1.8%	International Petroleum Corporation (IPC) is an international energy company with a portfolio of production assets. The company is listed in Sweden with a market cap. of -SEK 18bn. IPC is part of the Lundin Group of companies and the Lundin Family and management owns in excess of 30%. The bond is officially rated a B+ by S&P. The credit benefits from modest leverage levels, strong asset backing and free cash flow generation.
6 Purmo Group 24/29	XS2848791989	101.1	9.8%	1.6%	Purmo Group (est.1953) is a premier European manufacturer specializing in sustainable indoor climate comfort solutions. In May, Apollo and Rettig announced a public cash tender offer for all outstanding shares, valuing the company's equity at EUR 465m and its enterprise value at approximately EUR 800m . As part of the acquisition, Purmo issued a EUR 380 million senior secured bond maturing in 2029. We deem bonds yielding more than 9% to offer solid value with the credit profile being supported by its attractive market position, solid debt service and strong implied asset backing.
7 SGL (Skill Bidco) 23-28	NO0012826033	104.3	10.1%	1.6%	Scan Global Logistics (Skill Bid Co) is a full-service global freight forwarding provider with over 3,300 employees globally formed in its current shape in 2016 with HQ in Denmark. SGL generates EUR -200m of annual EBITDA through its loyal and diversified customer base, and its business model has proven to be more resilient than peers. The credit further benefits from 1) modest leverage, 2) low LTV, 3) high cash conversion and debt service capabilities and 4) strong equity sponsors coupled with aligned management interests.
8 SFL Corp. 24-28	NO0013200543	101.0	8.3%	1.5%	Ship Finance is an owner of maritime assets with long-term contracts to solid counterparties. The credit benefits from strong earnings visibility, non-recourse financing and a strong majority shareholder in Mr. John Fredriksen. The company is listed on the New York Stock Exchange with a market cap of USD -1.6bn.
9 Bluewater Holding B.V. 22-26	NO0012740234	102.0	11.3%	1.5%	Bluewater is a fully integrated FPSO provider and developer of SPM systems with operations dating back to the early 80s. Today, the company owns 5x FPSO, of which 3x are currently operating on firm contracts. The credit benefits from having strong cash flow visibility, solid operational track-record and a well structured bond agreement which limits residual value risk for bondholders.
10 Shelf North Sea 24-28	NO0013220285	97.2	11.1%	1.5%	Shelf Drilling North Sea is a jackup company focused on operations in the North Sea. The company is listed with a market cap of -USD 250m. It owns five jackups, including one CJ70 ultra-harsh jackup, which is among the largest in the world. The credit benefits from security in quality assets with modest LTV of 55%, strong revenue and delevering visibility.
11 Shelf Drilling Holdings Ltd. 23-29	US822538AH74	96.0	10.8%	1.4%	Shelf Drilling is one of the larger jackup operators, operating a fleet of 36 jackups (incl. Shelf North Sea). The company is listed on the Oslo Stock Exchange with a -NOK 4.4bn market cap. Shelf has delivered robust through the cycle and generated EBITDA of USD 310m in 2023 (leverage 3.2x) . The current backlog of USD 2.3bn adds meaningful revenue visibility. The bond has first lien security in 31 jackups and amortize by -7% p.a. which reduces the residual steel risk at maturity.
12 Paratus Energy 22-26	USG8000AAH61	99.7	9.3%	1.4%	Paratus Energy is a leading energy services company with a market cap. of -NOK 9.5bn. The credit benefits from strong cash flow visibility, modest leverage (2.5x), solid asset backing and a solid shareholder base led by Mr. John Fredriksen owning approx. 30%.
13 Ellos Group AB 19-24	SE0012827996	85.7	21.2%	1.4%	Ellos Group is a Swedish e-commerce company. The bond structure is ring-fenced with no leakage. The credit story is deemed to be attractive due to the company's solid market position, strong cash generation, sound LTV levels and tight bond structure.
14 Scatec ASA 24-28	NO0013144964	102.5	8.2%	1.3%	Scatec is a leading renewable energy company with a market cap of NOK -14bn. The company develops, owning and operating renewable energy plants with 4.2 GW in operation and under construction across four continents. Equinor owns -16% of the company and increased its stake during Q1 2023.
15 EnQuest PLC 22-27	USG315APAG37	102.1	10.9%	1.2%	EnQuest is an energy company listed in the UK with a market cap - USD 310m. The company focus on production from mature fields in the North Sea. The credit benefit from low leverage and strong debt service, high FCF and de-leveraging capabilities. Further, EnQuest's carry-forward losses reduces the impact of windfall tax, and the company has a high degree of cost flexibility due that it operates -80% of its barrels.
16 Bluenord ASA 24-29	NO0013261735	101.5	9.4%	1.2%	BlueNord (formerly named: Norwegian Energy Company) is a listed company with a market cap NOK -13bn. The company operates producing oil and gas assets in the North Sea. The company is well capitalized with strong cash flow and has high gas exposure.
17 Fiven ASA 23-26	SE0021148764	103.4	9.9%	1.2%	Fiven is a global leader-within production of silicon carbide grains and powders (performance materials). We deem the credit story to be attractive due to 1) low leverage of 2.2x, 2) modest LTV of -45%, 3) high margins and cash conversion and 4) strong market position with good operational track-record.
18 Fortaco ORJ 22-27	NO0012547274	101.5	11.2%	1.1%	Fortaco is a finished-based company with a market-leading position within the global steel fabrication and cabin markets for heavy off-highway equipment. The credit is supported by a highly flexible cost base, a significant portion of PPE being unencumbered, and a favorable net working capital position.
19 Chip Bidco (Cegal) AS 24-27	NO0013150276	102.6	8.6%	1.1%	Cegal is the leading provider of cloud services to the oil & gas sector. The credit benefits from having strong backlog protection, low churn and solid cash conversion. The bond is secured and implied valuation offers bondholders with substantial asset backing.
20 Kistefos AS 23-28	NO0013008771	101.9	9.2%	1.1%	Norwegian investment company, which is 100% owned by Mr. Christen Sveeas. Kistefos holds investments within financial services, Telecom & IT, commercial real estate, offshore services and other financial investments. GAV is estimated to be NOK -14bn, which implies LTV of less than 40%.
Sum				30.0 %	

Total number of HY issuers: 59.

TEAM

PORTFOLIO MANAGEMENT



MORTEN E. ASTRUP

Chief Investment Officer & Founding Partner

- Founded Storm in 2006 and has over 25 years of financial and asset management experience including several board positions
- Morten is responsible for:
 - Portfolio management
 - Restructuring processes
- He holds a Master in Business and Economics from the Norwegian School of Management/City University London and is authorised and regulated by the FCA



MORTEN VENOLD

Portfolio Manager & Partner

- Joined Storm in 2015 and has 17 years of experience from asset management and credit research
- Before Storm he worked as a credit research analyst, covering the Nordic high yield market at Arctic Securities in Oslo and before that he worked at ABG Sundal Collier and DNB in London
- Morten is responsible for:
 - Portfolio management
 - Research and daily monitoring of investment universe
- He holds a BSc in Business & Economics from the Norwegian School of Management and a MSc in Finance from Cass Business School in London



GUSTAF AMLE

Portfolio Manager

- Joined Storm in 2022 and has 8 years of experience from investment banking and credit research
- Previous experience as a partner and credit research analyst at Fearnley Securities
- Gustaf is responsible for:
 - Portfolio management
 - Research and daily monitoring of investment universe
- Gustaf holds a BSc in Business and Economics from Lancaster University and a MSc in Economics from Imperial College London

BUSINESS DEVELOPMENT / SALES



MARCUS S. MOHR

Business Development & Partner

- Joined Storm in 2012 and has 15 years of experience from investment banking and business development
- Before Storm, he worked in the investment banking division at Citigroup in London
- Marcus is responsible for:
 - Business development/sales
 - Investor relations
- Marcus holds a Master in Finance and Economics from the University of Strathclyde (Scotland) with distinction

Contact details: +47 951 35 853 or marcus@stormcapital.no



TORE ANDERSEN

CEO & Partner

- Joined Storm in 2012 and has over 25 years of experience in financial advisory and sales
- Before Storm, he founded Axir ASA (1995), which was sold in 2010
- Tore is responsible for:
 - Sales and marketing activity
 - Investor relations
- Tore holds a bachelor in Business and Economics from the Norwegian School of Management and is authorized as a financial advisor, AFR and is also authorized through Norwegian Securities Dealers Association

Contact details: +47 920 35 908 or tore@stormcapital.no

COMPLIANCE / OPERATIONS



DAGFINN SUNDAL

Compliance / CFO / Risk Management

- 12 years of auditing, compliance and controlling experience
- Previous experience from Schibsted and Ernst & Young
- Dagfinn is responsible for:
 - Compliance
 - Administration
 - Risk management
- Dagfinn holds a MSc in Business and Economics, and a MSc in Professional Accountancy from the Norwegian Business School (BI)



BERIT M. ISHAUG

Accounting / Back-office

- 25+ years of accounting and admin experience
- Previous experience from Arctic Securities
- Berit is responsible for:
 - Accounting
 - Back office
- Berit holds a BSc in Business and Economics from the Norwegian Business School (BI)

INDUSTRY AWARDS



Ranked 7th of 250 top-managers, across asset classes, based on last 3-years risk adjusted returns.



IMPORTANT INFORMATION

The material contained in this document is not to be regarded as an offer to buy or sell fund shares. The information in this document is general in nature and does not constitute legal, tax, or investment advice. Potential investors are urged to consult their professional advisers on the implications of making an investment in, holding or disposing of shares of, and the receipt of distribution from any investment. Past performance is not indicative of future results. This document has been prepared by Storm Capital Management AS and should not be considered impartial research and the views expressed may not be supported by independent analysis. The author of this document may be remunerated as a result of transactions generated by this information. Storm Capital Management AS is regulated by the Financial Supervisory Authority of Norway (org. number: 989 309 439). Its registered office is: Dronning Mauds gate 3, 0250 Oslo, Norway.

Storm Fund II - Storm Bond Fund is domiciled in Luxembourg and in addition the fund is registered for distribution in Norway, Sweden, Finland, Denmark, UK, Switzerland, Germany, Austria and Spain.

The fund may be offered and this factsheet may be distributed in Switzerland to qualified and non-qualified investors. Home country of the fund: Luxembourg. The representative in Switzerland is 1741 Fund Solutions AG, Burggraben 16, CH-9000 St. Gallen. Swiss Paying Agent in Switzerland is Tellico AG, Bahnhofstrasse 4, CH-6430 Schwyz. The prospectus, the Key Investor Information Document, the articles of association as well as the annual and semi-annual reports may be obtained free of charge from the representative. In respect of the units distributed in and from Switzerland, the place of performance and jurisdiction is the registered office of the Representative.